
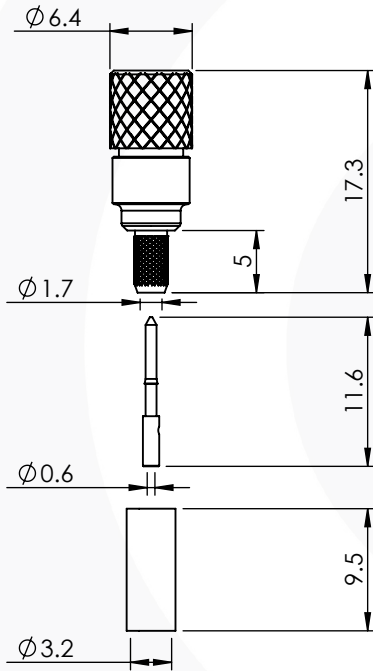


## 10-32 STRAIGHT CRIMP/CRIMP PLUG 54-005-B3-AD



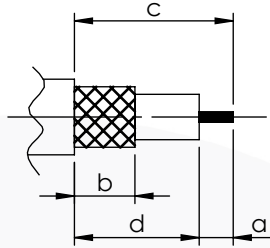
images for illustration purposes only



### Suitable for Cables:

(AD) RG316, RG174, RG188, LMR100, WBC100, URM95, KX3, KX22

### Stripping Dimensions



a = 3.0 mm  
b = 6.0 mm  
c = 10.5 mm  
d = 7.5 mm

\* CUT FOIL TO DIM. "b"

### Assembly Procedure:

#### Tooling

Centre Contact: Indent or SQ 0.95mm A/F Tool No: HTS-43

Crimp Sleeve: Hex 3.25mm A/F Tool No: HTS-43

Alignment Tool: Not Applicable Extraction: Not Applicable

### Environmental Specification

Operating Temp: -55 to +155 Deg C.

IP Rating (Mated): NONE

### Electrical Specification

Impedance: 50 Ohm

Frequency: 0-2 GHz

Dielectric W/V: 1000 Veff

Insulation res: 5000 M-Ohm

### Mechanical Specification

Contact Retention: 10 N min


Cable Retention: 60 N min

Mating cycles: 250

Weight: 2.42 g

### Connector Interface

image for illustration purposes only



6	CRIMP SLEEVE	BRASS	NICKEL
5	REAR BODY	BRASS	NICKEL
4	NUT	BRASS	NICKEL
3	INSULATOR	PTFE	N/A
2	CENTRE CONTACT	BRASS	GOLD
1	BODY	BRASS	NICKEL
ITEM	DESCRIPTION	MATERIAL	PLATING

<b>A4</b>	SHEET 1 OF 1	DIMENSIONS ARE IN MILLIMETRES		
REVISION :	B01	NAME	SIGNATURE	DATE
ISSUE :	1	DRAWN	S.O'D.	24/05/2016
		CHK'D	G.E.	24/05/2016
		APPV'D		
6-8 COLNE ROAD, TWICKENHAM, MIDDLESEX. TW1 4JR				
THE INFORMATION IS GIVEN AS AN INDICATION ONLY AND IS SUBJECT TO CHANGE WITHOUT NOTICE. IN THE CONTINUAL GOAL TO IMPROVE OUR PRODUCTS, WE RESERVE THE RIGHT TO MAKE ANY MODIFICATIONS NECESSARY WITHOUT PRIOR NOTICE.				