
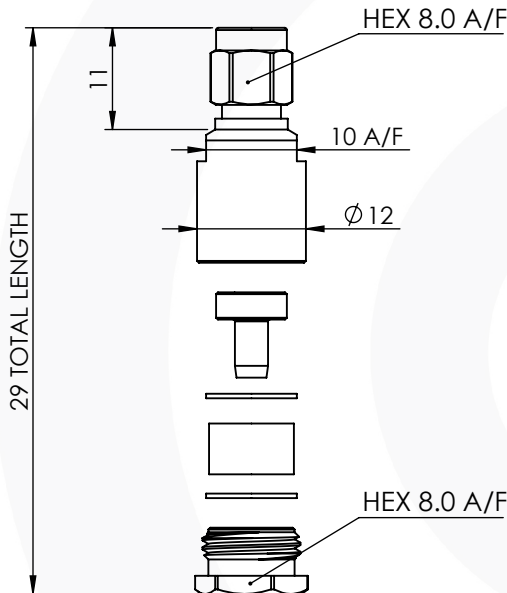


SMA STRAIGHT SOLDER / CLAMP PLUG 30-001-D3-AH



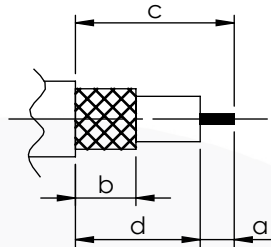
images for illustration purposes only



Suitable for Cables:

(AH) RG58, RG141, LMR195, URM43, URM76, WBC195, PSF 1/6, KX15, KX23

Stripping Dimensions



a = 2.0 mm
b = 4.5 mm
c = 6.5 mm
d = 4.5 mm

* CUT FOIL TO DIM. "b"

Assembly Procedure: AP018

Tooling

Centre Contact: Solder Tool No: Not Applicable
Crimp Sleeve: Not Applicable Tool No: Not Applicable
Alignment Tool: Not Applicable Extraction: Not Applicable

Environmental Specification

Operating Temp: -55 to +155 Deg C.
IP Rating (Mated): IP 64

Electrical Specification


Impedance: 50 Ohm
Frequency: 0-12 GHz
Dielectric W/V: 750 Veff
Insulation res: 5000 M-Ohm

Mechanical Specification

Contact Retention: 27 N min
Cable Retention: 150 N min
Mating cycles: 100
Weight: 13.32 g

Connector Interface

image for illustration purposes only



8	TOP HAT	BRSS	NICKEL
7	WASHERS	BRASS	NICKEL
6	CLAMP BUSH	SILICONE	N/A
5	GASKETS	SILICONE	N/A
4	NUT	BRASS	NICKEL
3	INSULATOR	PTFE	N/A
2	CENTRE CONTACT	BRASS	GOLD
1	BODY	BRASS	GOLD
ITEM	DESCRIPTION	MATERIAL	PLATING

A4	SHEET 1 OF 1	DIMENSIONS ARE IN MILLIMETRES		
REVISION :	A00	NAME	SIGNATURE	DATE
ISSUE :	2	DRAWN	IG	18/12/2013
		CHK'D	GE	19/12/2013
		APP'V'D		
6-8 COLNE ROAD, TWICKENHAM, MIDDLESEX. TW1 4JR				
THE INFORMATION IS GIVEN AS AN INDICATION ONLY AND IS SUBJECT TO CHANGE WITHOUT NOTICE. IN THE CONTINUAL GOAL TO IMPROVE OUR PRODUCTS, WE RESERVE THE RIGHT TO MAKE ANY MODIFICATIONS NECESSARY WITHOUT PRIOR NOTICE.				