
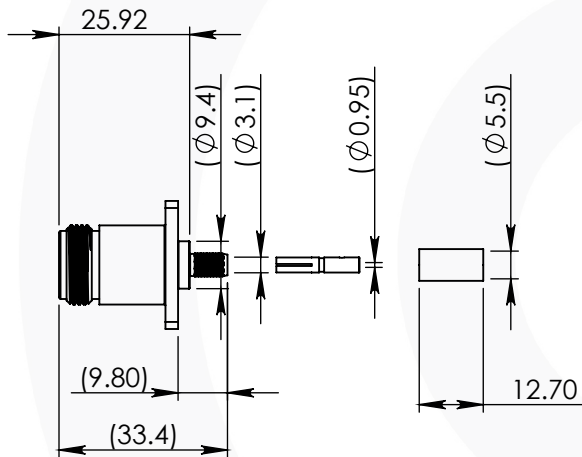


N TYPE 4 HOLE FLANGE CRIMP/CRIMP JACK 25-278-B3-AH



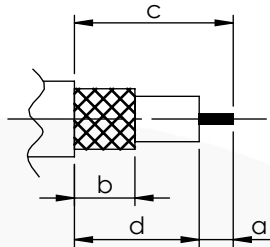
images for illustration purposes only



Suitable for Cables:

RG58, RG141, LMR195, URM43, URM76, WBC195, PSF 1/6, KX15, KX23

Stripping Dimensions



a = 4.0 mm
b = 8.0 mm
c = 18.0 mm
d = 14.0 mm

Assembly Procedure: AP001

Tooling

Centre Contact: Hex 2.54mm A/F Tool No: 336G

Crimp Sleeve: Hex 5.41mm A/F Tool No: 336G

Alignment Tool: Not Applicable Extraction: Not Applicable

Environmental Specification

Operating Temp: -30 to +70 Deg C.

IP Rating (Mated): IP 67

Electrical Specification

Impedance: 50 Ohm

Frequency: 0-10 GHz

Dielectric W/V: 1500 Veff

Insulation res: 5000 M-Ohm

Mechanical Specification

Contact Retention: 10 N min

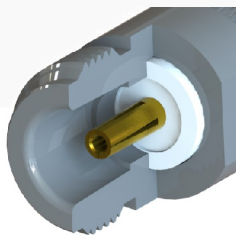
Cable Retention: 150 N min

Mating cycles: 250

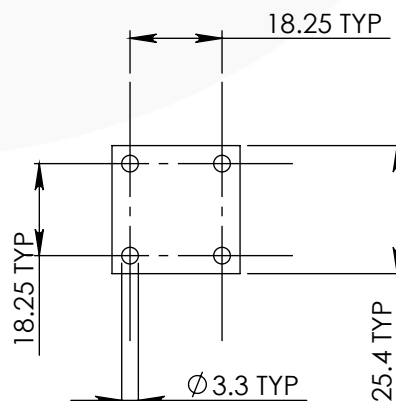
Weight: 38.56 g

Connector Interface

image for illustration purposes only



FLANGE DETAILS



5	CRIMP TUBE	BRASS	NICKEL
4	CENTRE CONTACT	PhBr	GOLD
3	REAR BODY	BRASS	NICKEL
2	INSULATOR	DELTRIN	N/A
1	BODY	BRASS	NICKEL
ITEM	DESCRIPTION	MATERIAL	PLATING
A4	SHEET 1 OF 1	DIMENSIONS ARE IN MILLIMETRES	
REVISION :	B01	NAME	SIGNATURE
ISSUE :	1	DATE	
	DRAWN	IG	24/05/2011
	CHK'D	GE	24/05/2011
	APPV'D		
<p>6-8 COLNE ROAD, TWICKENHAM, MIDDLESEX. TW1 4JR</p> <p>THE INFORMATION IS GIVEN AS AN INDICATION ONLY AND IS SUBJECT TO CHANGE WITHOUT NOTICE. IN THE CONTINUAL GOAL TO IMPROVE OUR PRODUCTS, WE RESERVE THE RIGHT TO MAKE ANY MODIFICATIONS NECESSARY WITHOUT PRIOR NOTICE.</p>			