
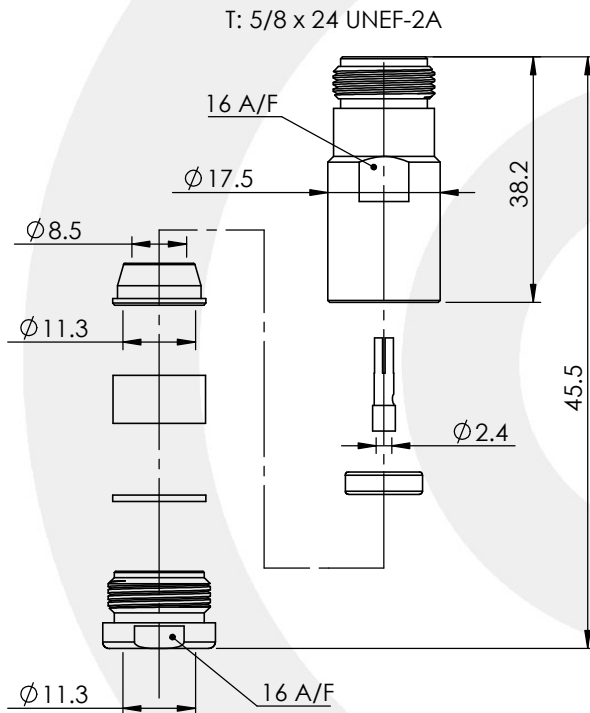


## N TYPE STRAIGHT SOLDER /CLAMP JACK 25-051-B3-AN



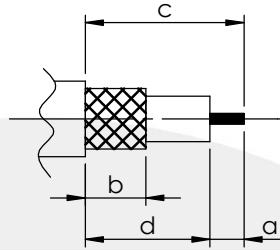
images for illustration purposes only



### Suitable for Cables:

(AN) RG213, URM67, KX4

### Stripping Dimensions



a = 6.0 mm  
b = 10.0 mm  
c = 10.0 mm  
d = 3.5 mm

### Assembly Procedure:

#### Tooling

Centre Contact: Solder

Tool No: Solder

Crimp Sleeve: Not Applicable

Tool No: Not Applicable

### Environmental Specification

Operating Temp: -55 to +155 Deg C.

IP Rating (Mated): IP 65

### Electrical Specification

Impedance: 50 Ohm

Frequency: 0 - 10 GHz

Dielectric W/V: 2500 Veff

Insulation res: 5000

### Mechanical Specification

Contact Retention: 27 min


Cable Retention: 200 min

Mating cycles: 250

Weight: 48.08 g

### Connector Interface

image for illustration purposes only



| 8    | CLAMP NUT      | BRASS      | NICKEL  |
|------|----------------|------------|---------|
| 7    | CLAMP GASKET   | SILICONE   | N/A     |
| 6    | WASHER         | BRASS      | NICKEL  |
| 5    | CLAMP BODY     | BRASS      | NICKEL  |
| 4    | RETAINING BODY | BRASS      | NICKEL  |
| 3    | FEMALE CONTACT | PH. BRONZE | GOLD    |
| 2    | INSULATOR      | PTFE       | N/A     |
| 1    | BODY           | BRASS      | NICKEL  |
| ITEM | DESCRIPTION    | MATERIAL   | PLATING |

A4

SHEET 1 OF 1

DIMENSIONS ARE IN MILLIMETRES

REVISION : B01

NAME

SIGNATURE

DATE

ISSUE : 1

DRAWN

G.E.

07/04/2025

CHK'D

P.S.

07/04/2025

APPV'D

6-8 COLNE ROAD,  
TWICKENHAM,  
MIDDLESEX.  
TW1 4JR

THE INFORMATION IS GIVEN AS AN INDICATION ONLY AND IS SUBJECT TO CHANGE WITHOUT NOTICE. IN THE CONTINUAL GOAL TO IMPROVE OUR PRODUCTS, WE RESERVE THE RIGHT TO MAKE ANY MODIFICATIONS NECESSARY WITHOUT PRIOR NOTICE.