
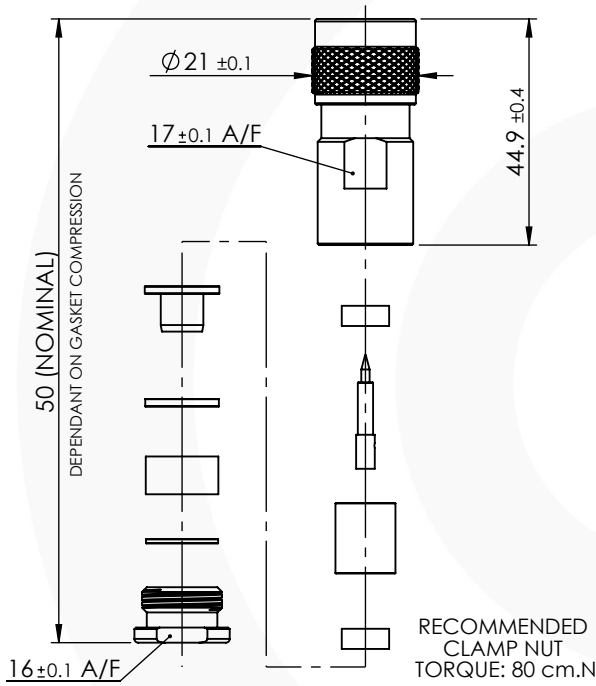


N TYPE STRAIGHT SOLDER/TOPHAT CLAMP PLUG 25-001-B3-AN



images for illustration purposes only

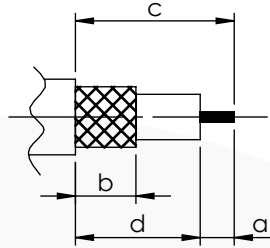


GENERAL TOLERANCE : ±0.20mm

Suitable for Cables:

(AN) RG213, URM67, KX4

Stripping Dimensions



- a = 8.0 mm
- b = 6.0 mm
- c = 11.0 mm
- d = 3.0 mm

* CUT FOIL TO DIM. "d"

Assembly Procedure: AP018

Tooling

Centre Contact: Solder

Tool No: Solder

Crimp Sleeve: Not Applicable

Tool No: Not Applicable

Alignment Tool:

Extraction:

Environmental Specification

Operating Temp: -55 to +155 Deg C.

IP Rating (Mated): IP 65

Electrical Specification

Impedance: 50 Ohm

Frequency: 0-11 GHz

Dielectric W/V: 2500 Veff

Insulation res: 5000 M-Ohm

Mechanical Specification

Contact Retention: N/A N min

Cable Retention: 200 N min

Mating cycles: 500

Weight: 73.07 g

Connector Interface

image for illustration purposes only



8	RETAINING WASHER	PH. BRONZE	NICKEL
7	WASHERS	BRASS	NICKEL
6	COUPLING NUT	BRASS	NICKEL
5	GASKETS	SILICONE	N/A
4	TOPHAT	BRASS	NICKEL
3	INSULATOR	PTFE	N/A
2	CENTRE CONTACT	BRASS	GOLD
1	BODIES	BRASS	NICKEL
ITEM	DESCRIPTION	MATERIAL	PLATING

A4	SHEET 1 OF 1	DIMENSIONS ARE IN MILLIMETRES		
REVISION :	B00	NAME	SIGNATURE	DATE
ISSUE :	1	DRAWN	G.E.	05/11/2024
		CHK'D	P.S.	05/11/2024
		APPV'D		
6-8 COLNE ROAD, TWICKENHAM, MIDDLESEX. TW1 4JR				
THE INFORMATION IS GIVEN AS AN INDICATION ONLY AND IS SUBJECT TO CHANGE WITHOUT NOTICE. IN THE CONTINUAL GOAL TO IMPROVE OUR PRODUCTS, WE RESERVE THE RIGHT TO MAKE ANY MODIFICATIONS NECESSARY WITHOUT PRIOR NOTICE.				