PRODUCT DATASHEET

TNC STRAIGHT CRIMP / CRIMP PLUG

13-005-B3-DE



images for illustration purposes only

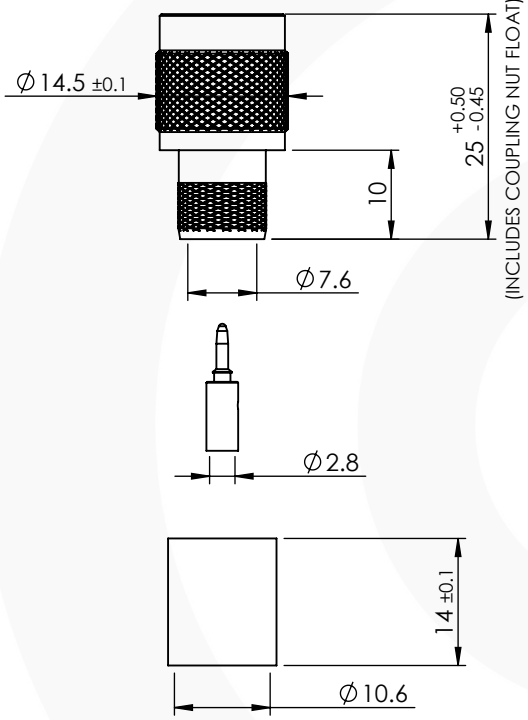

GENERAL TOLERANCE UNLESS OTHERWISE INDICATED: ± 0.10mm

ITEM	DESCRIPTION	MATERIAL	PLATING
7	WASHERS	BRASS	NICKEL
6	COUPLING NUT	BRASS	NICKEL
5	GASKET	SILICONE	N/A
4	CRIMP SLEEVE	BRASS	NICKEL
3	INSULATOR	PTFE	N/A
2	CENTRE CONTACT	BRASS	GOLD
1	BODY	BRASS	NICKEL

A4	SHEET 1 OF 1	RoHS 2002/95/EC	DIMENSIONS ARE IN MILLIMETRES	
REVISION :	A01		NAME	SIGNATURE	DATE
ISSUE :	4	DRAWN	IG		15/01/2014
		CHK'D	GE		16/01/2014
		APPV'D			

6-8 COLNE ROAD,
TWICKENHAM,
MIDDLESEX.
TW1 4JR

THE INFORMATION IS GIVEN AS AN INDICATION ONLY AND IS SUBJECT TO CHANGE WITHOUT NOTICE. IN THE CONTINUAL GOAL TO IMPROVE OUR PRODUCTS,WE RESERVE THE RIGHT TO MAKE ANY MODIFICATIONS NECESSARY WITHOUT PRIOR NOTICE.

Suitable for Cables:

(DE) LMR400, TZC50032, Belden 9913, RG8

Stripping Dimensions

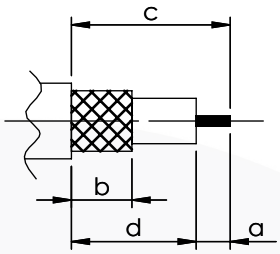

a = 5.5 mm
b = 10.5 mm
c = 17.0 mm
d = 11.5 mm

Assembly Procedure: AP001

Tooling

Centre Contact: Hex 3.25mm A/F Tool No: 336K

Crimp Sleeve: Hex 10.9mm A/F Tool No: 336K

NOTE : FOR COPPER CLAD ALUMINIUM CABLES ie LMR400
WE RECOMMEND SOLDERING CENTRE CONTACT TO AP014

Environmental Specification

Operating Temp: -55 to +155 Deg C.
IP Rating (Mated): IP 64

Electrical Specification

Impedance: 50 Ohm
Frequency: 0-5 GHz
Dielectric W/V: 1500 Veff
Insulation res: 5000 M-Ohm

Mechanical Specification

Contact Retention: 10 N min
Cable Retention: 150 N min
Mating cycles: 250
Weight: 17.70 g

Connector Interface

image for illustration purposes only



Performance

-23.3dB @ 1.0 GHz
-16.5dB @ 2.0 GHz
-12.4dB @ 3.0 GHz
-8.9dB @ 4.5 GHz

Return Loss Graph

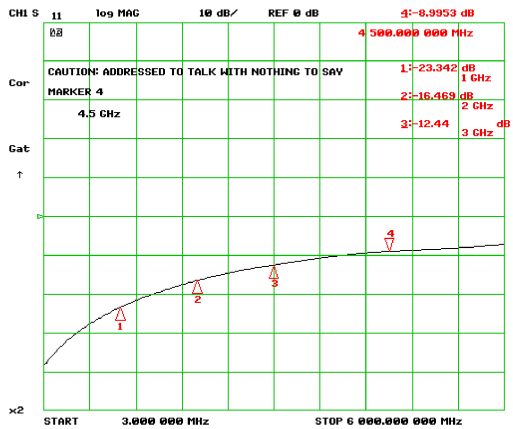

© 2013. THIS DOCUMENT IS THE PROPERTY OF COAX CONNECTORS LTD. REPRODUCTION OR COMMUNICATION IN ANY FORM TO A THIRD PARTY IS PROHIBITED WITHOUT PRIOR WRITTEN CONSENT

Cad File: C:\Fusion Components Ltd\CAD Data\Drawings\Z - Match IT SERIES\DATA SHEETS\13-005-B3-DE
Model File: C:\Fusion Components Ltd\CAD Data\Solid Models\Z - Match IT SERIES\TOP LEVEL\TNC 10324