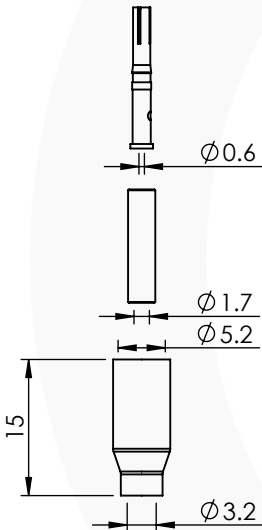
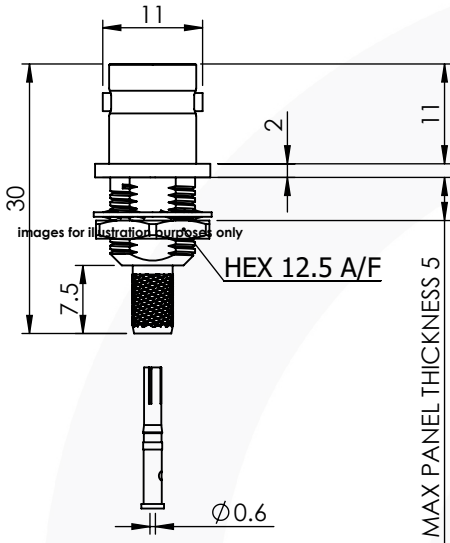
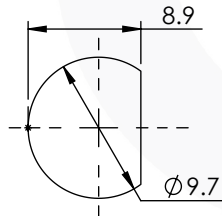


BNC FRONT MOUNT BULKHEAD CRIMP / CRIMP JACK

10-264-B3-AD



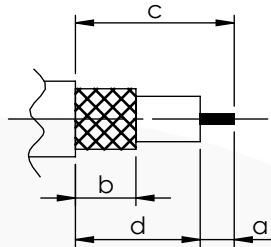
Recommended Mounting Dimensions



Suitable for Cables:

(AD) RG316, RG174, RG188, LMR100, WBC100, URM95, KX3, KX22

Stripping Dimensions



a = 4.0 mm
b = 8.0 mm
c = 17.0 mm
d = 13.0 mm

* CUT FOIL TO DIM. "b"

Assembly Procedure: AP002

Tooling

Centre Contact: Hex 1.72mm A/F Tool No: 336A

Crimp Sleeve: Hex 5.41mm A/F Tool No: 336A

Alignment Tool:

Extraction:

Environmental Specification

Operating Temp: -30 to +70 Deg C.

IP Rating (Mated):

Electrical Specification

Impedance: 50 Ohm

Frequency: 0-3 GHz

Dielectric W/V: 1500 Veff

Insulation res: 4000 M-Ohm

Mechanical Specification

Contact Retention: 10 N min


Cable Retention: 100 N min

Mating cycles: 250

Weight: 10.71 g

Connector Interface

image for illustration purposes only



8	PUSHER SLEEVE	DELTRIN	N/A
7	WASHERS	SK5	NICKEL
6	NUT	BRASS	NICKEL
5	GASKET	SILICONE	N/A
4	CRIMP SLEEVE	BRASS	NICKEL
3	INSULATOR	PTFE	N/A
2	CENTRE CONTACT	PHOS. BRONZE	GOLD
1	BODY	BRASS	NICKEL
ITEM	DESCRIPTION	MATERIAL	PLATING

A4	SHEET 1 OF 1	DIMENSIONS ARE IN MILLIMETRES		
REVISION :	A03	NAME	SIGNATURE	DATE
ISSUE :	1	DRAWN	IG	23/06/2011
		CHK'D	GE	23/06/2011
		APPV'D		
6-8 COLNE ROAD, TWICKENHAM, MIDDLESEX. TW1 4JR				
THE INFORMATION IS GIVEN AS AN INDICATION ONLY AND IS SUBJECT TO CHANGE WITHOUT NOTICE. IN THE CONTINUAL GOAL TO IMPROVE OUR PRODUCTS, WE RESERVE THE RIGHT TO MAKE ANY MODIFICATIONS NECESSARY WITHOUT PRIOR NOTICE.				