PRODUCT DATASHEET

BNC STRAIGHT SOLDER/CLAMP JACK

10-050-A3-AH



images for illustration purposes only

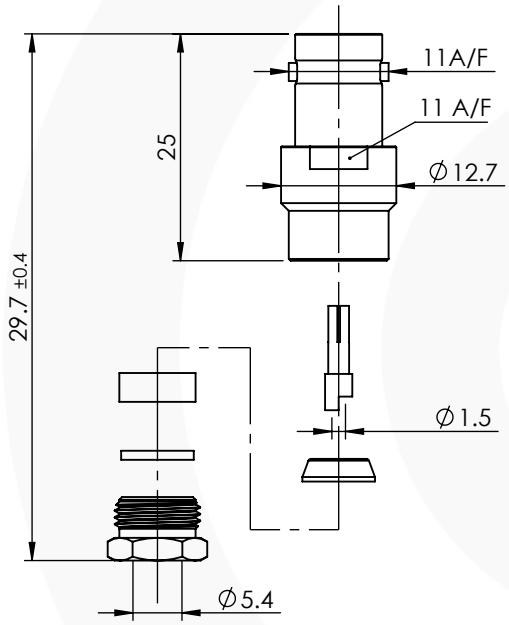

GENERAL TOLERANCE = ±0.2mm

ITEM	DESCRIPTION	MATERIAL	PLATING
7	WASHERS	BRASS	NICKEL
6	NUT	BRASS	NICKEL
5	GASKET	SILICONE	N/A
4	CLAMP	BRASS	NICKEL
3	INSULATOR	DELRIN	N/A
2	CENTRE CONTACT	BRASS	GOLD
1	BODY	BRASS	NICKEL

A4	SHEET 1 OF 1		DIMENSIONS ARE IN MILLIMETRES	
REVISION : B00			NAME	SIGNATURE	DATE
ISSUE : 1		DRAWN	G.E.		16/10/2023
		CHK'D	P.S.		16/10/2023
		APPV'D			

6-8 COLNE ROAD,
TWICKENHAM,
MIDDLESEX.
TW1 4JR

THE INFORMATION IS GIVEN AS AN INDICATION ONLY AND IS SUBJECT TO CHANGE WITHOUT NOTICE. IN THE CONTINUAL GOAL TO IMPROVE OUR PRODUCTS,WE RESERVE THE RIGHT TO MAKE ANY MODIFICATIONS NECESSARY WITHOUT PRIOR NOTICE.

Suitable for Cables:

(AH) RG58, RG141, LMR195, URM43, URM76, WBC195, PSF 1/6, KX15, KX23

Stripping Dimensions

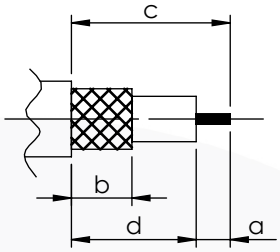

a = 3.0 mm
b = 4.5 mm
c = 5.5 mm
d = 2.5 mm

* CUT FOIL TO DIM. "b"

Assembly Procedure:

Tooling

Centre Contact: Solder — Tool No: Solder

Crimp Sleeve: Not Applicable — Tool No: Not Applicable

Alignment Tool: Not Applicable — Extraction: Not Applicable

Environmental Specification

Operating Temp: -30 to +70 Deg C.

IP Rating (Mated): IP 40

Electrical Specification

Impedance: 50 Ohm

Frequency: 0-1 GHz

Dielectric W/V: 1500 Veff

Insulation res: 5000 M-Ohm

Mechanical Specification

Contact Retention: 10 N min

Cable Retention: 150 N min

Mating cycles: 500

Weight: 13.05 g

Connector Interface

image for illustration purposes only



© 2023. THIS DOCUMENT IS THE PROPERTY OF COAX CONNECTORS LTD. REPRODUCTION OR COMMUNICATION IN ANY FORM TO A THIRD PARTY IS PROHIBITED WITHOUT PRIOR WRITTEN CONSENT

Cad File: C:\Fusion Components Ltd\CAD Data\Drawings\Z - Match IT SERIES\DATA SHEETS\10-050-A3-AH

Model File: C:\Fusion Components Ltd\CAD Data\Solid Models\Z - Match IT SERIES\TOP LEVEL\BNC 11191

Tel: +44(0)20 8538 9090 Fax: +44(0)20 8538 9890 Email: info@coax-connectors.com