
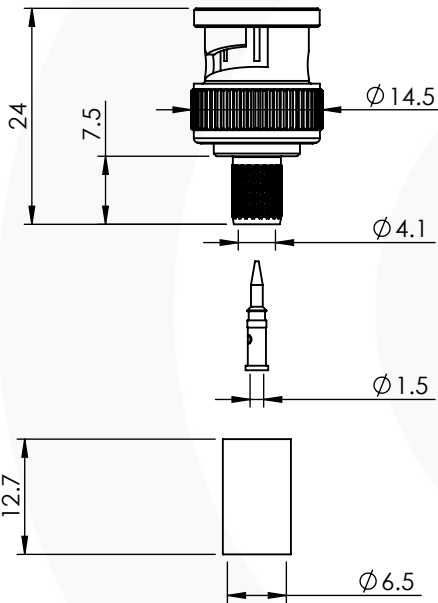


BNC STRAIGHT CRIMP / CRIMP PLUG 10-005-B3-DB



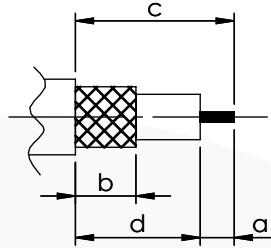
images for illustration purposes only



Suitable for Cables:

(DB) LMR240

Stripping Dimensions



a = 4.0 mm
b = 8.0 mm
c = 16.0 mm
d = 12.0 mm

Assembly Procedure: AP001

Tooling

Centre Contact: Hex 1.72mm A/F Tool No: 336A

Crimp Sleeve: HEX 6.48mm A/F Tool No: 336A

Alignment Tool: Not Applicable Extraction: 96-2208

Environmental Specification

Operating Temp: -55 to +155 Deg C.

IP Rating (Mated): IP 65

Electrical Specification

Impedance: 50 Ohm

Frequency: 0-6 GHz

Dielectric W/V: 1500 Veff

Insulation res: 5000 M-Ohm

Mechanical Specification

Contact Retention: 10 N min


Cable Retention: 150 N min

Mating cycles: 250

Weight: 9.63 g

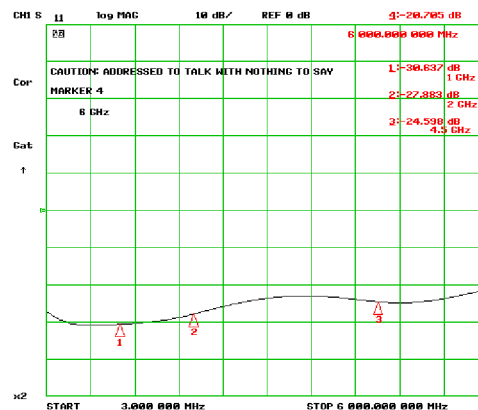
Connector Interface

image for illustration purposes only



-30.63dB @ 1.0 GHz
-27.88dB @ 2.0 GHz
-24.59dB @ 4.5 GHz
-20.70dB @ 6.0 GHz

Return Loss Graph



ITEM	DESCRIPTION	MATERIAL	PLATING
9	CRIMP SLEEVE	BRASS	NICKEL
8	CENTRE CONTACT	BRASS	GOLD
7	BODY	BRASS	NICKEL
6	WASHER	Fe	NICKEL
5	SPRING	SK5	NICKEL
4	INNER RETAINING RING	SK5	NICKEL
3	GASKET	SILICONE	N/A
2	INSULATOR	PTFE	N/A
1	BAYONET CAP	ZINC	NICKEL

A4	SHEET 1 OF 1		DIMENSIONS ARE IN MILLIMETRES		
REVISION :	A01		NAME	SIGNATURE	DATE
ISSUE :	1		DRAWN	G.E.	06/08/2024
			CHK'D	P.S.	06/08/2024
			APPV'D		
<p>6-8 COLNE ROAD, TWICKENHAM, MIDDLESEX. TW1 4JR</p> <p>THE INFORMATION IS GIVEN AS AN INDICATION ONLY AND IS SUBJECT TO CHANGE WITHOUT NOTICE. IN THE CONTINUAL GOAL TO IMPROVE OUR PRODUCTS, WE RESERVE THE RIGHT TO MAKE ANY MODIFICATIONS NECESSARY WITHOUT PRIOR NOTICE.</p>					