
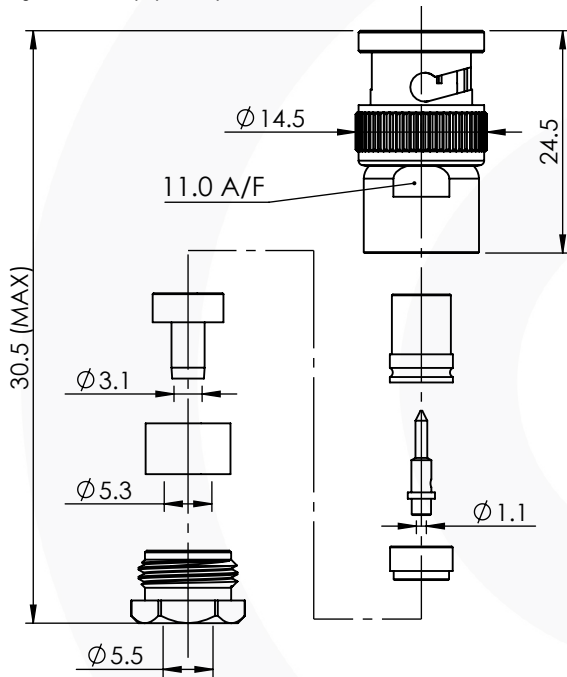


BNC STRAIGHT SOLDER\CLAMP PLUG 10-001-A3-AH



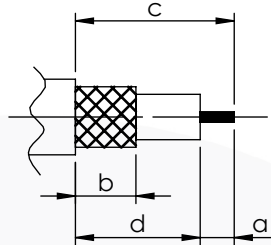
images for illustration purposes only



Suitable for Cables:

(AH) RG58, RG141, LMR195, URM43, URM76, WBC195, PSF 1/6, KX15, KX23

Stripping Dimensions



a = 4.0 mm
b = 8.0 mm
c = 16 mm
d = 12.0 mm

* CUT FOIL TO DIM. "b"

Assembly Procedure:

Tooling

Centre Contact: Solder Tool No: Solder
Crimp Sleeve: Not Applicable Tool No: Not Applicable
Alignment Tool: Not Applicable Extraction: Not Applicable

Environmental Specification

Operating Temp: -55 to +155 Deg C.
IP Rating (Mated): IP 54

Electrical Specification


Impedance: 50 Ohm
Frequency: 0-4.5 GHz
Dielectric W/V: 1500 Veff
Insulation res: 5000 M-Ohm

Mechanical Specification

Contact Retention: 10 N min
Cable Retention: 150 N min
Mating cycles: 250
Weight: 16.07 g

Connector Interface

image for illustration purposes only



9	COUPLING NUT	BRASS	NICKEL
8	RETAINING WASHER	Fe	NICKEL
7	SPRING WASHERS	SK5	NICKEL
6	TOP HAT	BRASS	NICKEL
5	GASKETS	SILICONE	N/A
4	NUT	BRASS	NICKEL
3	INSULATOR	PTFE	N/A
2	CENTRE CONTACT	BRASS	GOLD
1	BODY	BRASS	NICKEL
ITEM	DESCRIPTION	MATERIAL	PLATING

A4	SHEET 1 OF 1	DIMENSIONS ARE IN MILLIMETRES		
REVISION :	A00	NAME	SIGNATURE	DATE
ISSUE :	1	DRAWN	G.E.	21/03/2024
		CHK'D	P.S.	21/03/2024
		APPV'D		
6-8 COLNE ROAD, TWICKENHAM, MIDDLESEX. TW1 4JR				
THE INFORMATION IS GIVEN AS AN INDICATION ONLY AND IS SUBJECT TO CHANGE WITHOUT NOTICE. IN THE CONTINUAL GOAL TO IMPROVE OUR PRODUCTS, WE RESERVE THE RIGHT TO MAKE ANY MODIFICATIONS NECESSARY WITHOUT PRIOR NOTICE.				