
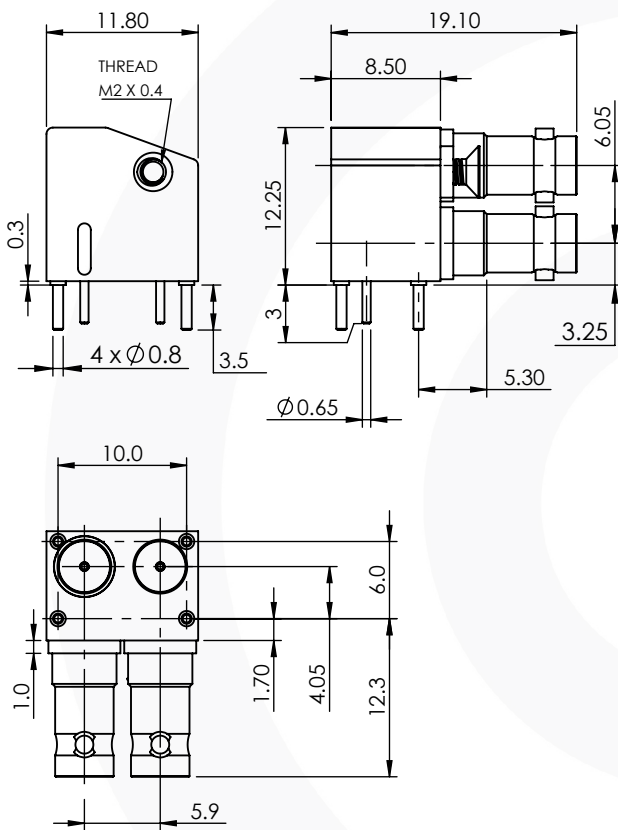


MICRO BNC 75ohm RIGHT ANGLE PCB JACK OFFSET HSG

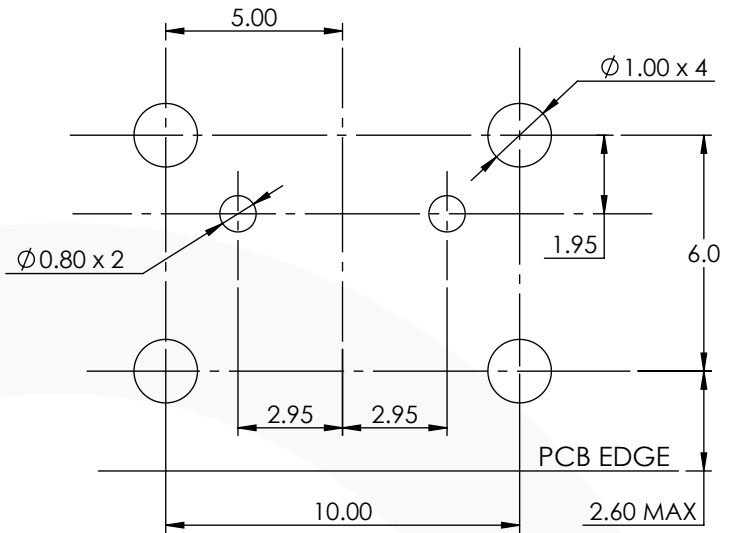
92-67-468-5-BSn126



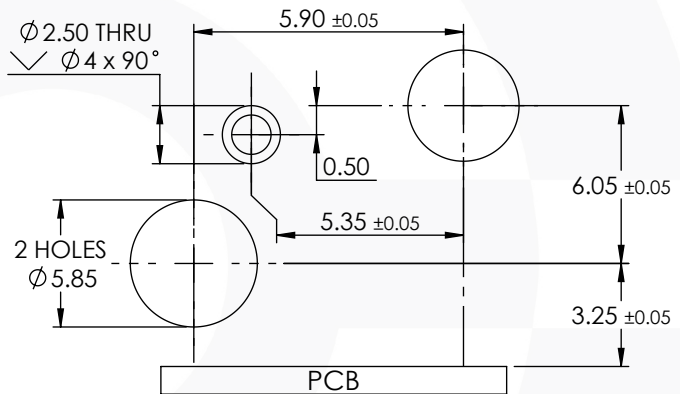
images for illustration purposes only



Recommended PCB Layout



Recommended Panel Layout (IN 2.5mm PANEL)



Environmental Specification


Operating Temp: -55 to +155 Deg C.
IP Rating (Mated): IP 64

Electrical Specification Mechanical Specification

Impedance: 75 Ohm Contact Retention: 20 N min
Frequency: 0-12 GHz Cable Retention: Not Applicable
Dielectric W/V: 1000 Veff Mating cycles: 500
Insulation res: 10000 M-Ohm Weight: 9.51 g

Connector Interface

image for illustration purposes only



ITEM	DESCRIPTION	MATERIAL	PLATING
8	INSULATOR	PTFE	N/A
7	M2x5 CSK CROSS HD SCREW	A2 STAINLESS	N/A
6	INSULATOR	PTFE	N/A
5	INSULATOR	PTFE	N/A
4	CENTRE CONTACT	BERYLLIUM COPPER	GOLD
3	CENTRE CONTACT	BERYLLIUM COPPER	GOLD
2	BODY	BRASS	NICKEL
1	REAR BODY	BRASS	TIN

A4 SHEET 1 OF 1		DIMENSIONS ARE IN MILLIMETRES		
REVISION :	A00	NAME	SIGNATURE	DATE
DRAWN	G.E.			27/04/2023
ISSUE :	3	CHK'D	P.S.	27/04/2023
6-8 COLNE ROAD, TWICKENHAM, MIDDLESEX, TW1 4JR		APPV'D		
THE INFORMATION IS GIVEN AS AN INDICATION ONLY AND IS SUBJECT TO CHANGE WITHOUT NOTICE. IN THE CONTINUAL GOAL TO IMPROVE OUR PRODUCTS, WE RESERVE THE RIGHT TO MAKE ANY MODIFICATIONS NECESSARY WITHOUT PRIOR NOTICE.				