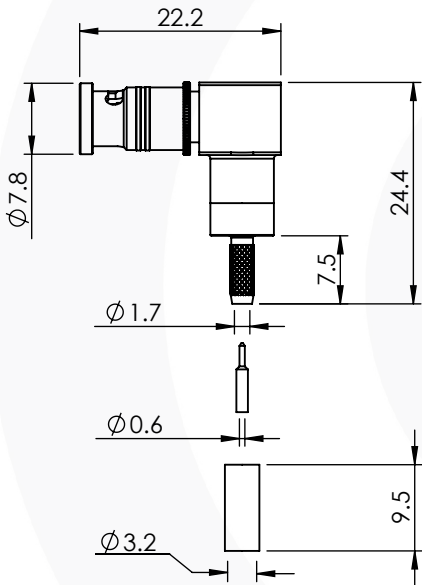


MICRO BNC RIGHT ANGLE CRIMP / CRIMP PLUG 67-104-B3-AD



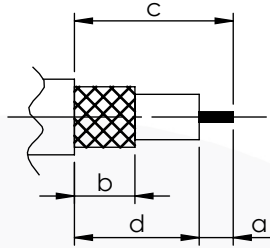
images for illustration purposes only



Suitable for Cables:

(AD) RG316, RG174, RG188, LMR100, WBC100, URM95, KX3, KX22

Stripping Dimensions



a = 3.5 mm
b = 8.0 mm
c = 13.0 mm
d = 9.5 mm

* CUT FOIL TO DIM. "b"

Assembly Procedure:

Tooling

Centre Contact: SQ 0.95mm A/F Tool No: HTS-43

Crimp Sleeve: Hex 3.25mm A/F Tool No: HTS-43

Environmental Specification

Operating Temp: -55 to +155 Deg C.

IP Rating (Mated): IP 64

Electrical Specification

Impedance: 50 Ohm

Frequency: 0-6 GHz

Dielectric W/V: 1000 Veff

Insulation res: 10000 M-Ohm

Mechanical Specification

Contact Retention: 10 N min

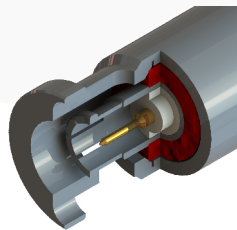
Cable Retention: 150 N min

Mating cycles: 500

Weight: 10.33 g

Connector Interface

image for illustration purposes only



Note - 50 and 75 ohm versions of Micro BNC connectors are not compatible and permanent damage to the connector may occur if mated.

7	BULLET CONTACT	BRASS	GOLD
6	COUPLING NUT	BRASS	NICKEL
5	GASKET	SILICONE	N/A
4	CRIMP SLEEVE	BRASS	NICKEL
3	INSULATOR	PTFE	N/A
2	CENTRE CONTACT	BERYLLIUM COPPER	GOLD
1	BODY	BRASS	NICKEL
ITEM	DESCRIPTION	MATERIAL	PLATING

A4	SHEET 1 OF 1	DIMENSIONS ARE IN MILLIMETRES		
REVISION :	A01	NAME	SIGNATURE	DATE
DRAWN		G.E.		11/01/2023
ISSUE :	1	CHK'D	P.S.	11/01/2023
6-8 COLNE ROAD, TWICKENHAM, MIDDLESEX. TW1 4JR		APPV'D		
THE INFORMATION IS GIVEN AS AN INDICATION ONLY AND IS SUBJECT TO CHANGE WITHOUT NOTICE. IN THE CONTINUAL GOAL TO IMPROVE OUR PRODUCTS, WE RESERVE THE RIGHT TO MAKE ANY MODIFICATIONS NECESSARY WITHOUT PRIOR NOTICE.				