
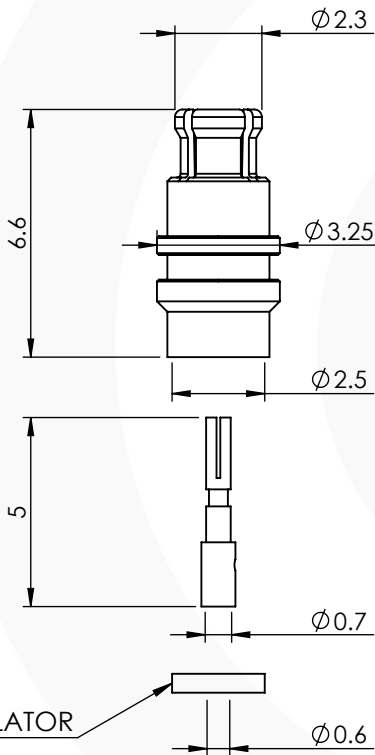


SMPM STRAIGHT SOLDER/SOLDER JACK 56M-063-D3-HA



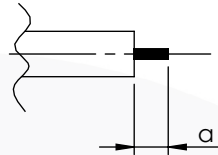
images for illustration purposes only



Suitable for Cables:

(HA) RG405 (0.085"), UT85

Stripping Dimensions



a = 1.8 mm

* CUT FOIL TO DIM. "b"

Assembly Procedure:

Tooling

Centre Contact: Solder

Tool No: Solder

Crimp Sleeve: Solder

Tool No: Not Applicable

Alignment Tool: Not Applicable

Extraction: Not Applicable

Environmental Specification

Operating Temp: -55 to +155 Deg C.

IP Rating (Mated): NONE

Electrical Specification

Impedance: 50 Ohm

Frequency: 0-18 GHz

Dielectric W/V: 325 Veff

Insulation res: 5000 M-Ohm

Mechanical Specification

Contact Retention: 7 N min


Cable Retention: 30 N min

Mating cycles: 100

Weight: 0.15 g

Connector Interface

image for illustration purposes only



3	INSULATORS	PTFE	N/A
2	CENTRE CONTACT	BERYLIUM COPPER	GOLD
1	BODY	BERYLIUM COPPER	GOLD
ITEM	DESCRIPTION	MATERIAL	PLATING

A4	SHEET 1 OF 1	DIMENSIONS ARE IN MILLIMETRES		
REVISION :	A00	NAME	SIGNATURE	DATE
ISSUE :	1	DRAWN	G.E.	05/07/2022
		CHK'D	P.S.	05/07/2022
		APPV'D		
6-8 COLNE ROAD, TWICKENHAM, MIDDLESEX. TW1 4JR				
THE INFORMATION IS GIVEN AS AN INDICATION ONLY AND IS SUBJECT TO CHANGE WITHOUT NOTICE. IN THE CONTINUAL GOAL TO IMPROVE OUR PRODUCTS, WE RESERVE THE RIGHT TO MAKE ANY MODIFICATIONS NECESSARY WITHOUT PRIOR NOTICE.				