
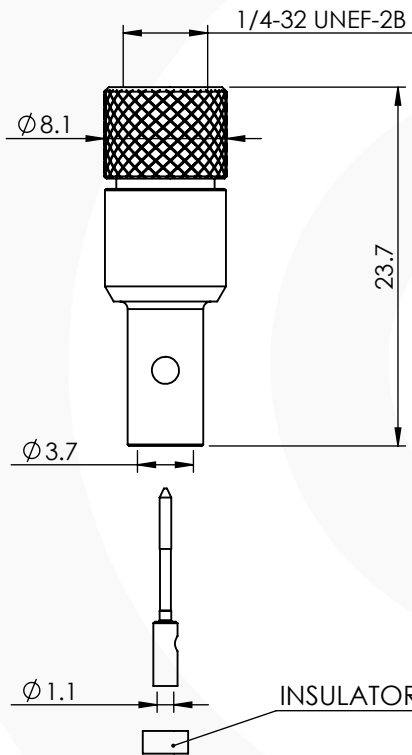


**635-32 (93 Ohm MICRODOT)
STRAIGHT SOLDER/SOLDER
PLUG
54-93-014-D3-HB**



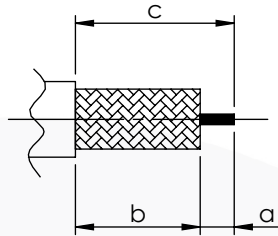
images for illustration purposes only



Suitable for Cables:

(HB) RG402 (0.141"), UT141

Stripping Dimensions



a = 4.5 mm
b = 11.0 mm
c = 15.5 mm

* IF USING JACKETED CABLE CUT JACKET TO DIM. "b"

Assembly Procedure:

Tooling

- Centre Contact: Solder Tool No: Not Applicable
- Crimp Sleeve: Solder Tool No: Not Applicable
- Alignment Tool: Not Applicable Extraction: Not Applicable

Environmental Specification

Operating Temp: -55 to +155 Deg C.
IP Rating (Mated): NONE

Electrical Specification


Impedance: 93 Ohm
Frequency: 0-2 GHz
Dielectric W/V: 1000 Veff
Insulation res: 5000 M-Ohm

Mechanical Specification

Contact Retention: 10 N min
Cable Retention: 150 N min
Mating cycles: 500
Weight: 5.51 g

Connector Interface

image for illustration purposes only



5	COUPLING NUT	BRASS	GOLD
4	RETAINING RING	STAINLESS STEEL	N/A
3	INSULATOR	PTFE	N/A
2	CENTRE CONTACT	BRASS	GOLD
1	BODY	BRASS	GOLD
ITEM	DESCRIPTION	MATERIAL	PLATING

A4	SHEET 1 OF 1	DIMENSIONS ARE IN MILLIMETRES		
REVISION :	A00	NAME	SIGNATURE	DATE
ISSUE :	1	DRAWN	G.E.	25/07/2022
		CHK'D	P.S.	25/07/2022
		APPV'D		
6-8 COLNE ROAD, TWICKENHAM, MIDDLESEX. TW1 4JR				
THE INFORMATION IS GIVEN AS AN INDICATION ONLY AND IS SUBJECT TO CHANGE WITHOUT NOTICE. IN THE CONTINUAL GOAL TO IMPROVE OUR PRODUCTS, WE RESERVE THE RIGHT TO MAKE ANY MODIFICATIONS NECESSARY WITHOUT PRIOR NOTICE.				