
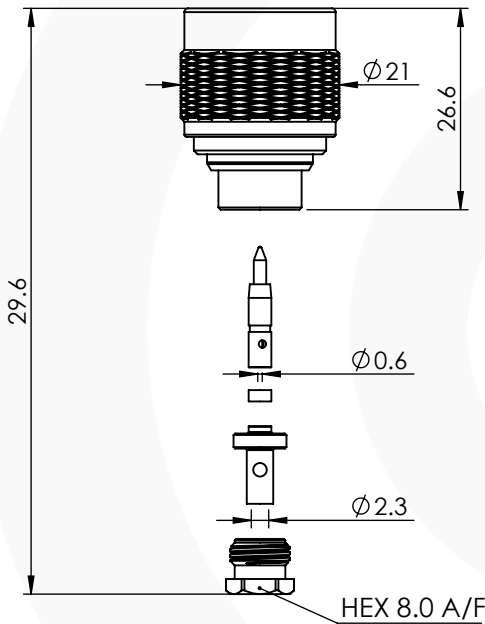


## N TYPE STRAIGHT SOLDER/SOLDER PLUG 25-014-B3-HA



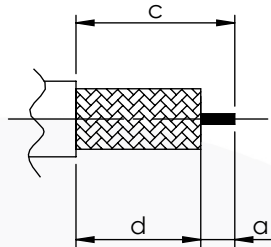
images for illustration purposes only



### Suitable for Cables:

(HA) RG405 (0.085"), UT85

### Stripping Dimensions



a = 5.0 mm  
b = 11.0 mm  
c = 16.0 mm

\* IF USING JACKETED CABLE  
CUT JACKET TO DIM. "b"

### Assembly Procedure: TBA

### Tooling

Centre Contact: Solder Tool No: Not Applicable  
Crimp Sleeve: Solder Tool No: Not Applicable  
Alignment Tool: Not Applicable Extraction: Not Applicable

### Environmental Specification

Operating Temp: -55 to +155 Deg C.  
IP Rating (Mated): IP 40

### Electrical Specification


Impedance: 50 Ohm  
Frequency: 0-11 GHz  
Dielectric W/V: 1000 Veff  
Insulation res: 5000 M-Ohm

### Mechanical Specification

Contact Retention: 27 N min  
Cable Retention: 200 N min  
Mating cycles: 500  
Weight: 39.98 g

### Connector Interface

image for illustration purposes only



7	RETAINING RING	PHOSPHOR BRONZE	NICKEL
6	COUPLING NUT	BRASS	NICKEL
5	GASKET	SILICONE	N/A
4	SOLDER FERRULE	BRASS	GOLD
3	INSULATORS	PTFE	N/A
2	CENTRE CONTACT	BRASS	GOLD
1	BODY & NUT	BRASS	NICKEL
ITEM	DESCRIPTION	MATERIAL	PLATING

<b>A4</b>	SHEET 1 OF 1	DIMENSIONS ARE IN MILLIMETRES		
REVISION :	A01	NAME	SIGNATURE	DATE
ISSUE :	1	DRAWN	G.E.	20/07/2022
		CHK'D	P.S.	20/07/2022
		APPV'D		
6-8 COLNE ROAD, TWICKENHAM, MIDDLESEX. TW1 4JR				
THE INFORMATION IS GIVEN AS AN INDICATION ONLY AND IS SUBJECT TO CHANGE WITHOUT NOTICE. IN THE CONTINUAL GOAL TO IMPROVE OUR PRODUCTS, WE RESERVE THE RIGHT TO MAKE ANY MODIFICATIONS NECESSARY WITHOUT PRIOR NOTICE.				