
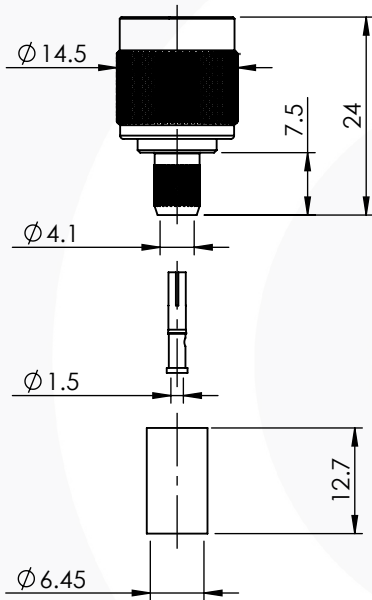


## TNC REVERSE POLARITY CRIMP/CRIMP PLUG

### 14-005-B3-DB



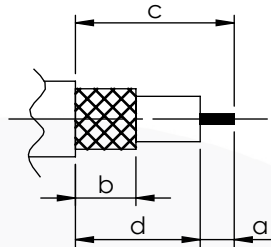
images for illustration purposes only



### Suitable for Cables:

(DB) LMR240

### Stripping Dimensions



- a = 4 mm
- b = 8 mm
- c = 16 mm
- d = 12 mm

\* CUT FOIL TO DIM. "b"

### Assembly Procedure: AP001

### Tooling

Centre Contact: Hex 1.72mm A/F Tool No: 96-HTS-76 or 336A

Crimp Sleeve: HEX 6.48mm A/F Tool No: 96-HTS-76 or 336A

Alignment Tool: Not Applicable Extraction: Not Applicable

### Environmental Specification

Operating Temp: -30 to +70 Deg C.

IP Rating (Mated): IP 64

### Electrical Specification

Impedance: 50 Ohm

Frequency: 0-4 GHz

Dielectric W/V: 1500 Veff

Insulation res: 5000 M-Ohm

### Mechanical Specification

Contact Retention: 10 N min


Cable Retention: 150 N min

Mating cycles: 250

Weight: 13.10 g

### Connector Interface

image for illustration purposes only



10	INNER RETAINING RING	BRASS	NICKEL
9	CRIMP SLEEVE	BRASS	NICKEL
8	CONTACT	PHOSPHOR BRONZE	GOLD
7	BODY	BRASS	NICKEL
6	WASHER	BRASS	NICKEL
5	COUPLING NUT	BRASS	NICKEL
4	GASKET	RUBBER	N/A
3	SPACER	POM	N/A
2	WASHER	FE	NICKEL
1	INSULATOR	TEFLON	N/A
ITEM	DESCRIPTION	MATERIAL	PLATING

<b>A4</b>	SHEET 1 OF 1	DIMENSIONS ARE IN MILLIMETRES		
REVISION :	A00	NAME	SIGNATURE	DATE
ISSUE :	1	DRAWN	G.E.	28/03/2023
		CHK'D	P.S.	28/03/2023
		APPV'D		
6-8 COLNE ROAD, TWICKENHAM, MIDDLESEX. TW1 4JR				
THE INFORMATION IS GIVEN AS AN INDICATION ONLY AND IS SUBJECT TO CHANGE WITHOUT NOTICE. IN THE CONTINUAL GOAL TO IMPROVE OUR PRODUCTS, WE RESERVE THE RIGHT TO MAKE ANY MODIFICATIONS NECESSARY WITHOUT PRIOR NOTICE.				