
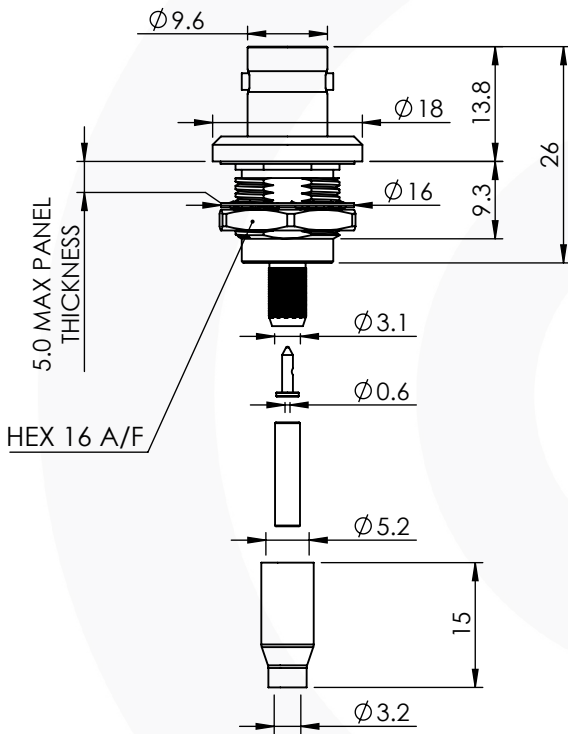


BNC FRONT MOUNT IP68 BULKHEAD CRIMP/CRIMP JACK 10-264-1-B3-AD



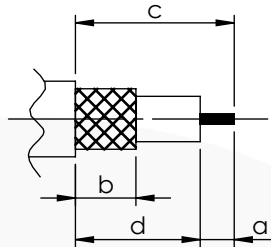
images for illustration purposes only



Suitable for Cables:

(AD) RG316, RG174, RG188, LMR100, WBC100, URM95, KX3, KX22

Stripping Dimensions



a = 3.5 mm
b = 11.0 mm
c = 17.0 mm
d = 13.5 mm

* CUT FOIL TO DIM. "b"

Assembly Procedure: AP002

Tooling

Centre Contact: SQ 0.95mm A/F or Solder Tool No: 96-HTS-75A

Crimp Sleeve: Hex 5.41mm A/F Tool No: 96-HTS-75A

Alignment Tool: Not Applicable Extraction: Not Applicable

Environmental Specification

Operating Temp: -55 to +155 Deg C.

IP Rating (Mated): IP 68 (1m - 1Hr)

Electrical Specification

Impedance: 50 Ohm

Frequency: 0-4 GHz

Dielectric W/V: 750 Veff

Insulation res: 5000 M-Ohm

Mechanical Specification

Contact Retention: 10 N min


Cable Retention: 100 N min

Mating cycles: 500

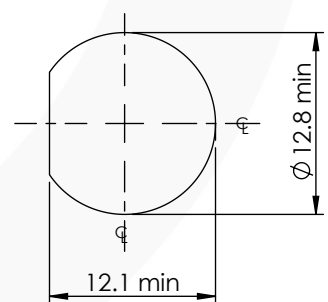
Weight: 20.41 g

Connector Interface

image for illustration purposes only



Mounting Hole



ITEM	DESCRIPTION	MATERIAL	PLATING
8	MALE CONTACT	BRASS	GOLD
7	WASHERS	SK5	NICKEL
6	NUT	BRASS	NICKEL
5	GASKETS	SILICONE	N/A
4	CRIMP SLEEVE	BRASS	NICKEL
3	INSULATORS	PTFE	N/A
2	CENTRE CONTACT	BERYLLIUM COPPER	GOLD
1	BODY	BRASS	NICKEL

A4 SHEET 1 OF 1		DIMENSIONS ARE IN MILLIMETRES		
REVISION :	A00	NAME	SIGNATURE	DATE
ISSUE :	3	DRAWN	G.E.	10/10/2022
		CHK'D	P.S.	10/10/2022
		APPV'D		
<p>6-8 COLNE ROAD, TWICKENHAM, MIDDLESEX. TW1 4JR</p> <p>THE INFORMATION IS GIVEN AS AN INDICATION ONLY AND IS SUBJECT TO CHANGE WITHOUT NOTICE. IN THE CONTINUAL GOAL TO IMPROVE OUR PRODUCTS, WE RESERVE THE RIGHT TO MAKE ANY MODIFICATIONS NECESSARY WITHOUT PRIOR NOTICE.</p>				