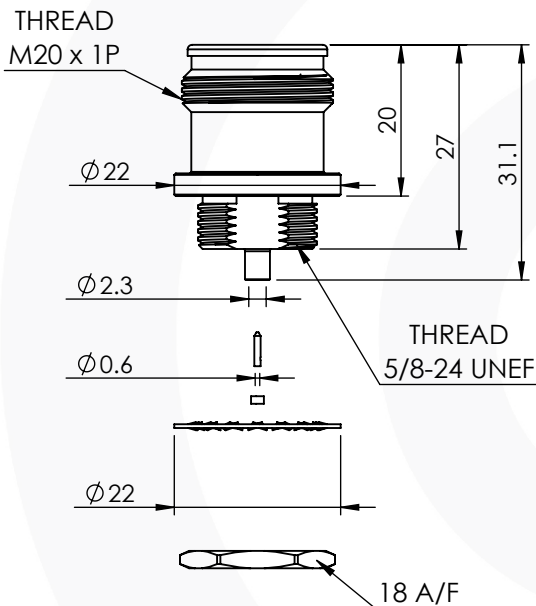


4.3/10 STRAIGHT FRONT MOUNT SOLDER/SOLDER JACK

72-346-Q3-HA



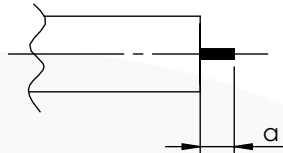
images for illustration purposes only



Suitable for Cables:

(HA) RG405 (0.085"), UT85

Stripping Dimensions



a = 2.5 mm

Assembly Procedure: AP033

Tooling

- Centre Contact: Solder Tool No: Solder
- Crimp Sleeve: Not Applicable Tool No: Not Applicable
- Alignment Tool: Not Applicable Extraction: Not Applicable

Environmental Specification

Operating Temp: -55 to +155 Deg C.
IP Rating (Mated):

Electrical Specification


Impedance: 50 Ohm
Frequency: 0-6 GHz
Dielectric W/V: 750 Veff
Insulation res: 1000 M-Ohm

Mechanical Specification

Contact Retention: 10 N min
Cable Retention: 150 N min
Mating cycles: 500
Weight: 39.39 g

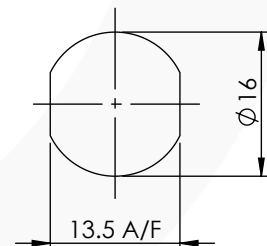
Connector Interface

image for illustration purposes only



Mounting Details

MAX PANEL : 3mm



ITEM	DESCRIPTION	MATERIAL	PLATING
8	REAR BODY	BRASS	TIN
7	BULLET CONTACT	BRASS	GOLD
6	WASHERS	SK5	WHITE BRONZE
5	OUTER CONTACT	BERYLLIUM COPPER	SILVER
4	NUT	BRASS	WHITE BRONZE
3	INSULATOR	PTFE	N/A
2	CENTRE CONTACT	BERYLLIUM COPPER	GOLD
1	BODY	BRASS	WHITE BRONZE

A4	SHEET 1 OF 1	DIMENSIONS ARE IN MILLIMETRES		
REVISION :	A00	NAME	SIGNATURE	DATE
ISSUE :	2	DRAWN	GE	23/03/2016
		CHK'D	IG	23/03/2016
		APP'V'D		
6-8 COLNE ROAD, TWICKENHAM, MIDDLESEX. TW1 4JR				
THE INFORMATION IS GIVEN AS AN INDICATION ONLY AND IS SUBJECT TO CHANGE WITHOUT NOTICE. IN THE CONTINUAL GOAL TO IMPROVE OUR PRODUCTS, WE RESERVE THE RIGHT TO MAKE ANY MODIFICATIONS NECESSARY WITHOUT PRIOR NOTICE.				