
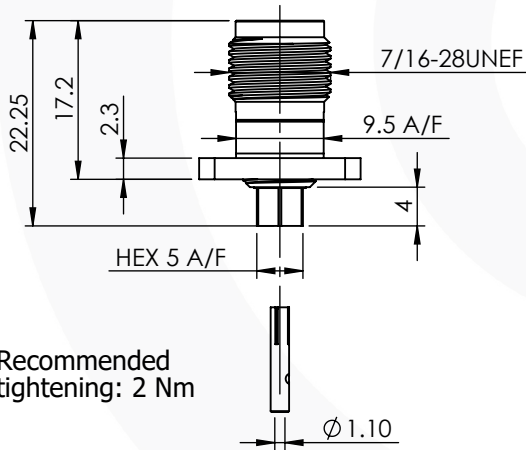
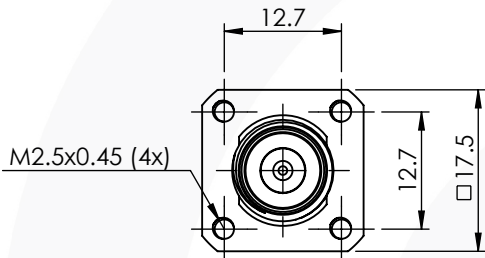


TNC STRAIGHT 4 X M2.5 FLANGE SOLDER/SOLDER JACK 13-384-H3-HB-17.5



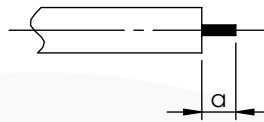
images for illustration purposes only



Suitable for Cables:

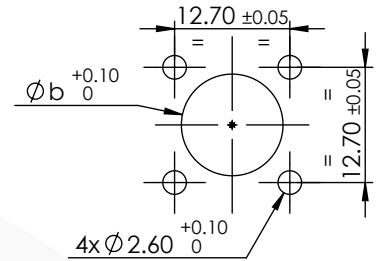
(HB) RG402 (0.141"), UT141

Stripping Dimensions



a = 4.0 mm

Mounting Details



b = 11.2 mm if front assembly
b = 9.0 mm if rear assembly

Assembly Procedure: AP033

Tooling

Centre Contact: Solder

Tool No: Not Applicable

Crimp Sleeve: Solder

Tool No: Not Applicable

Environmental Specification

Operating Temp: -55 to +110 Deg C.

IP Rating (Mated): IP 54

Electrical Specification

Impedance: 50 Ohm

Frequency: 0-18 GHz

Dielectric W/V: 1500 Veff

Insulation res: 5000 M-Ohm

Mechanical Specification

Contact Retention: 10 N min

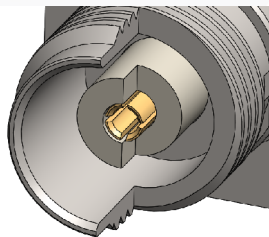
Cable Retention: 150 N min

Mating cycles: 500

Weight: 11.29 g

Connector Interface

image for illustration purposes only



4	REAR BODY	STAINLESS STEEL	GOLD
3	INSULATOR	PTFE	N/A
2	CENTRE CONTACT	PH. BRONZE	GOLD
1	BODY	STAINLESS STEEL	PASSIVATED
ITEM	DESCRIPTION	MATERIAL	PLATING

A4	SHEET 1 OF 1	DIMENSIONS ARE IN MILLIMETRES		
REVISION :	A00	NAME	SIGNATURE	DATE
ISSUE :	1	DRAWN	P.P.	06/11/2019
		CHK'D	GE	12/11/2019
		APPV'D		
6-8 COLNE ROAD, TWICKENHAM, MIDDLESEX. TW1 4JR				
THE INFORMATION IS GIVEN AS AN INDICATION ONLY AND IS SUBJECT TO CHANGE WITHOUT NOTICE. IN THE CONTINUAL GOAL TO IMPROVE OUR PRODUCTS, WE RESERVE THE RIGHT TO MAKE ANY MODIFICATIONS NECESSARY WITHOUT PRIOR NOTICE.				