
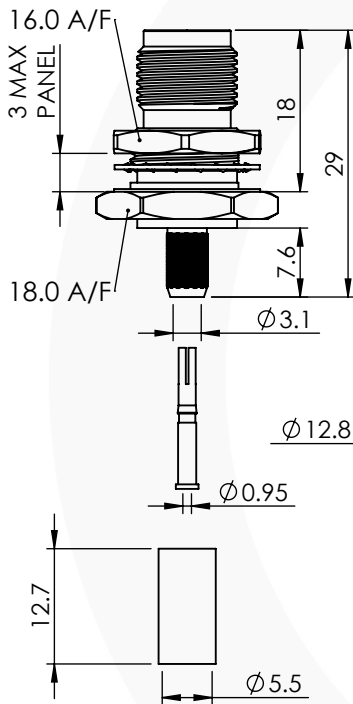


TNC BULKHEAD CRIMP / CRIMP JACK

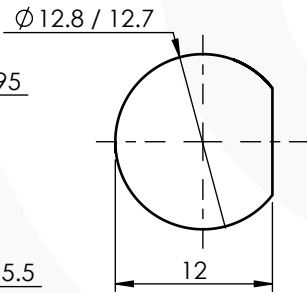
13-254-A3-AH



images for illustration purposes only



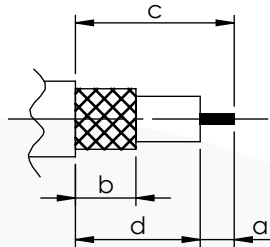
Recommended Mounting Hole



Suitable for Cables:

(AH) RG58, RG141, LMR195, URM43, URM76, WBC195, PSF 1/6, KX15, KX23

Stripping Dimensions



- a = 4.0 mm
- b = 8.0 mm
- c = 16.0 mm
- d = 12.0 mm

* CUT FOIL TO DIM. "b"

Assembly Procedure: AP001

Tooling

Centre Contact: Hex 1.72mm A/F Tool No: 96-HTS-75A or 336A

Crimp Sleeve: Hex 5.41mm A/F Tool No: 96-HTS-75A or 336A

Environmental Specification

Operating Temp: -30 to +70 Deg C.

IP Rating (Mated): IP 64

Electrical Specification

Impedance: 50 Ohm

Frequency: 0-4 GHz

Dielectric W/V: 1500 Veff

Insulation res: 5000 M-Ohm

Mechanical Specification

Contact Retention: 27 N min

Cable Retention: 150 N min

Mating cycles: 250

Weight: 17.81 g

Connector Interface

image for illustration purposes only



7	SPRING WASHER	STAINLESS	NICKEL
6	NUT	BRASS	NICKEL
5	GASKET	SILICONE	N/A
4	CRIMP SLEEVE	BRASS	NICKEL
3	INSULATOR	DELIN	N/A
2	CENTRE CONTACT	PHOS. BRONZE	GOLD
1	BODY	BRASS	NICKEL
ITEM	DESCRIPTION	MATERIAL	PLATING

A4	SHEET 1 OF 1	DIMENSIONS ARE IN MILLIMETRES		
REVISION :	A00	NAME	SIGNATURE	DATE
ISSUE :	1	DRAWN	P.P.	10/03/2020
		CHK'D	GE	11/03/2020
		APPV'D		
6-8 COLNE ROAD, TWICKENHAM, MIDDLESEX. TW1 4JR				
THE INFORMATION IS GIVEN AS AN INDICATION ONLY AND IS SUBJECT TO CHANGE WITHOUT NOTICE. IN THE CONTINUAL GOAL TO IMPROVE OUR PRODUCTS, WE RESERVE THE RIGHT TO MAKE ANY MODIFICATIONS NECESSARY WITHOUT PRIOR NOTICE.				