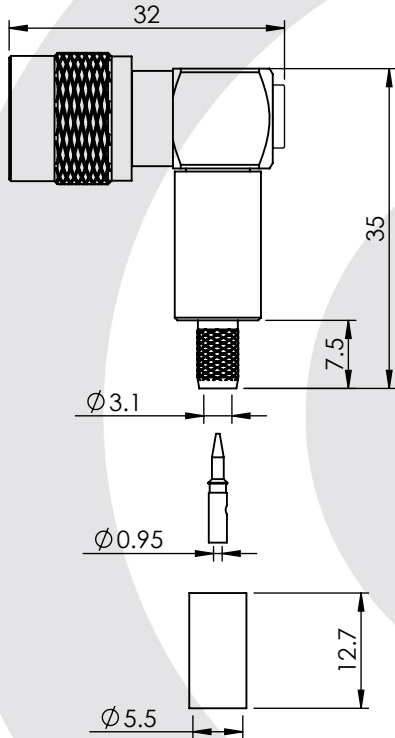


TNC RIGHT ANGLE CRIMP/CRIMP PLUG 13-104-A3-AH



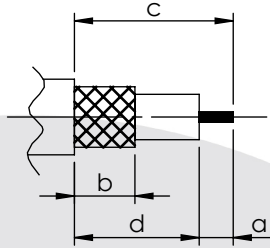
images for illustration purposes only



Suitable for Cables:

RG58, RG141, LMR195, URM43, URM76, WBC195, PSF 1/6, KX15, KX23

Stripping Dimensions



a = 4.0 mm
b = 8.0 mm
c = 16.0 mm
d = 12.0 mm

Assembly Procedure:

Tooling

Centre Contact: Hex 1.72mm A/F Tool No: 336A

Crimp Sleeve: Hex 5.41mm A/F Tool No: 336A

Alignment Tool: Not Applicable Extraction: Not Applicable

Environmental Specification

Operating Temp: -30 to +70 Deg C.

IP Rating (Mated):

Electrical Specification

Impedance: 50 Ohm

Frequency: 0-1 GHz

Dielectric W/V: 1500 Veff

Insulation res: 5000 M-Ohm

Mechanical Specification

Contact Retention: 10 N min


Cable Retention: 120 N min

Mating cycles: 250

Weight: 31.22 g

Connector Interface

image for illustration purposes only



Performance

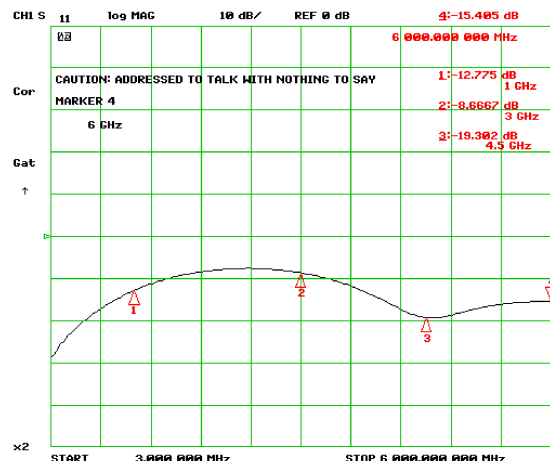
-12.78 dB @ 1.0 GHz

-8.67 dB @ 3.0 GHz

-19.3 dB @ 4.5 GHz

-15.4 dB @ 6.0 GHz

Return Loss Graph



ITEM	DESCRIPTION	MATERIAL	PLATING
7	INNER RETAINING RING	SK5	NICKEL
6	COUPLING NUT	BRASS	NICKEL
5	GASKET	SILICONE	N/A
4	CRIMP SLEEVE	BRASS	NICKEL
3	INSULATOR	PTFE	N/A
2	CENTRE CONTACT	BRASS	GOLD
1	BODY	BRASS	NICKEL

A4 SHEET 1 OF 1		DIMENSIONS ARE IN MILLIMETRES		
REVISION :	A01	NAME	SIGNATURE	DATE
ISSUE :	1	DRAWN	IG	07/06/2011
		CHK'D	GE	14/06/2011
		APPV'D		
<p>6-8 COLNE ROAD, TWICKENHAM, MIDDLESEX. TW1 4JR</p> <p>THE INFORMATION IS GIVEN AS AN INDICATION ONLY AND IS SUBJECT TO CHANGE WITHOUT NOTICE. IN THE CONTINUAL GOAL TO IMPROVE OUR PRODUCTS, WE RESERVE THE RIGHT TO MAKE ANY MODIFICATIONS NECESSARY WITHOUT PRIOR NOTICE.</p>				