
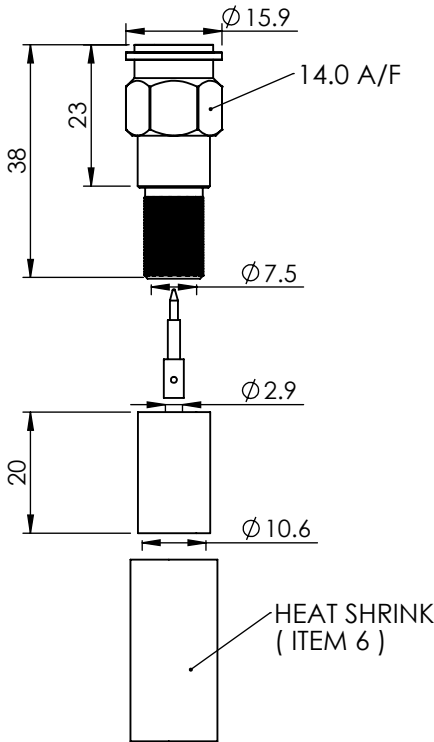


TNC STRAIGHT SOLDER/CRIMP PLUG

13-025-A3-DE



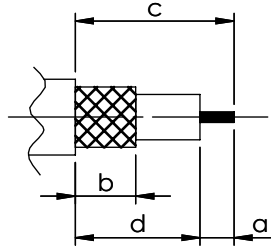
images for illustration purposes only



Suitable for Cables:

LMR400, TZC50032, B9913

Stripping Dimensions



a = 4.50 mm
b = 14.0 mm
c = 30.0 mm
d = 25.5 mm

Assembly Procedure: AP004

Tooling

Centre Contact: Solder

Tool No: Not Applicable

Crimp Sleeve: HEX 10.9mm A/F

Tool No: 336K

Environmental Specification

Operating Temp: -55 to +155 Deg C

IP Rating (Mated): IP64

Electrical Specification

Impedance: 50 Ohm

Frequency: 0-6 GHz

Dielectric W/V: 1000 Veff

Insulation res: 5000 M-Ohm

Mechanical Specification

Contact Retention: 20 N min


Cable Retention: 200 N min

Mating cycles: 250

Weight: 22.97 g

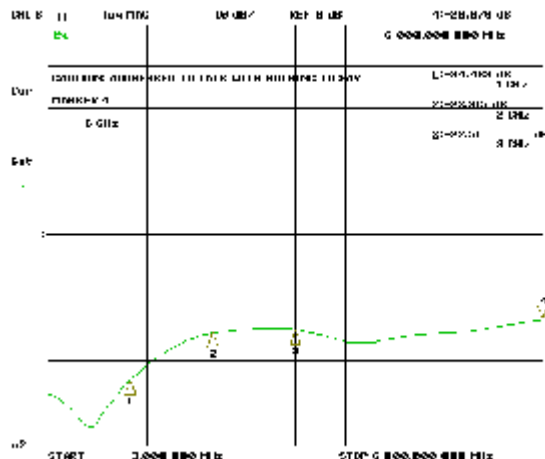
Connector Interface

image for illustration purposes only



-34.5 dB @ 1.0 GHz
-23.3 dB @ 2.0 GHz
-22.5 dB @ 3.0 GHz
-20.1 dB @ 6.0 GHz

Return Loss Graph



6	HEAT SHRINK TUBE	POLYFIN	N/A
5	GASKET	SILICONE	N/A
4	CRIMP SLEEVE	BRASS	NICKEL
3	INSULATOR	PTFE	N/A
2	CENTRE CONTACT	BRASS	GOLD
1	BODY	BRASS	NICKEL
ITEM	DESCRIPTION	MATERIAL	PLATING

A4	SHEET 1 OF 1	DIMENSIONS ARE IN MILLIMETRES		
REVISION :	A01	NAME	SIGNATURE	DATE
ISSUE :	2	DRAWN	IG	14/02/2012
		CHK'D	GE	15/02/2012
		APPV'D		
6-8 COLNE ROAD, TWICKENHAM, MIDDLESEX. TW1 4JR				
THE INFORMATION IS GIVEN AS AN INDICATION ONLY AND IS SUBJECT TO CHANGE WITHOUT NOTICE. IN THE CONTINUAL GOAL TO IMPROVE OUR PRODUCTS, WE RESERVE THE RIGHT TO MAKE ANY MODIFICATIONS NECESSARY WITHOUT PRIOR NOTICE.				