
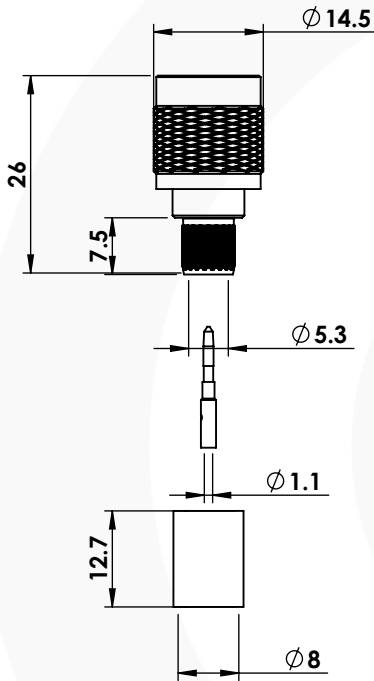


TNC STRAIGHT CRIMP/CRIMP PLUG (12 GHz) 13-005-D126-FC



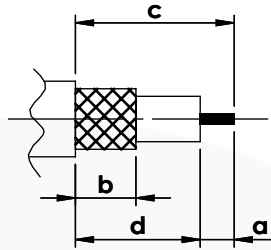
images for illustration purposes only



Suitable for Cables:

(FC) Belden 1694A, Belden 1694F, Draka 1.0/4.8 A/F, BD SD11, Image 1000, VK7

Stripping Dimensions



- a = 4.0 mm
- b = 8.0 mm
- c = 16.0 mm
- d = 12.0 mm

* CUT FOIL TO DIM. "b"

Assembly Procedure: AP001

Tooling

Centre Contact: Hex 1.72mm A/F Tool No: 96-HTS-75

Crimp Sleeve: Hex 8.23mm A/F Tool No: 96-HTS-75

Alignment Tool: Not Applicable Extraction: Not Applicable

Environmental Specification

Operating Temp: -55 to +155 Deg C.

IP Rating (Mated): IP 64

Electrical Specification

Impedance: 75 Ohm

Frequency: 0-6 GHz

Dielectric W/V: 1500 Veff

Insulation res: 5000 M-Ohm

Mechanical Specification

Contact Retention: 10 N min


Cable Retention: 200 N min

Mating cycles: 500

Weight: 13.96 g

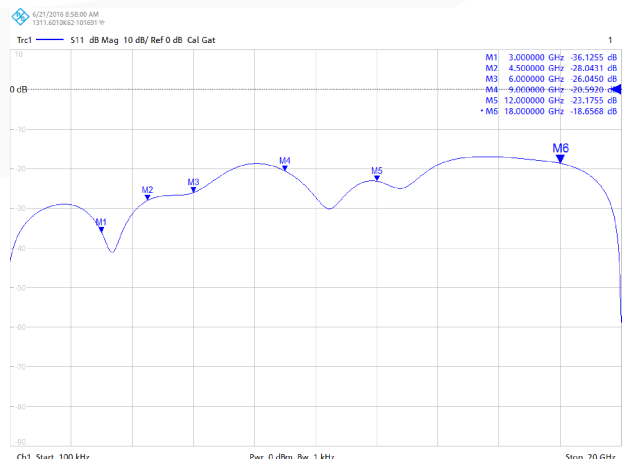
Connector Interface

image for illustration purposes only



- 36.1 dB @ 3.0 GHz
- 28.0 dB @ 4.5 GHz
- 26.0 dB @ 6.0 GHz
- 23.17 dB @ 12.0 GHz

Return Loss Graph



7	WASHERS	BRASS	NICKEL
6	COUPLING NUT	BRASS	NICKEL
5	GASKET	SILICONE	N/A
4	CRIMP SLEEVE	BRASS	NICKEL
3	INSULATOR	PTFE	N/A
2	CENTRE CONTACT	BRASS	GOLD
1	BODY	BRASS	GOLD
ITEM	DESCRIPTION	MATERIAL	PLATING

A4	SHEET 1 OF 1	DIMENSIONS ARE IN MILLIMETRES				
REVISION :	A00		NAME	SIGNATURE	DATE	
ISSUE :	1		DRAWN	IG		22/06/2016
			CHK'D	GE		23/06/2016
6-8 COLNE ROAD, TWICKENHAM, MIDDLESEX. TW1 4JR		APPV'D				
<small>THE INFORMATION IS GIVEN AS AN INDICATION ONLY AND IS SUBJECT TO CHANGE WITHOUT NOTICE. IN THE CONTINUAL GOAL TO IMPROVE OUR PRODUCTS, WE RESERVE THE RIGHT TO MAKE ANY MODIFICATIONS NECESSARY WITHOUT PRIOR NOTICE.</small>						