
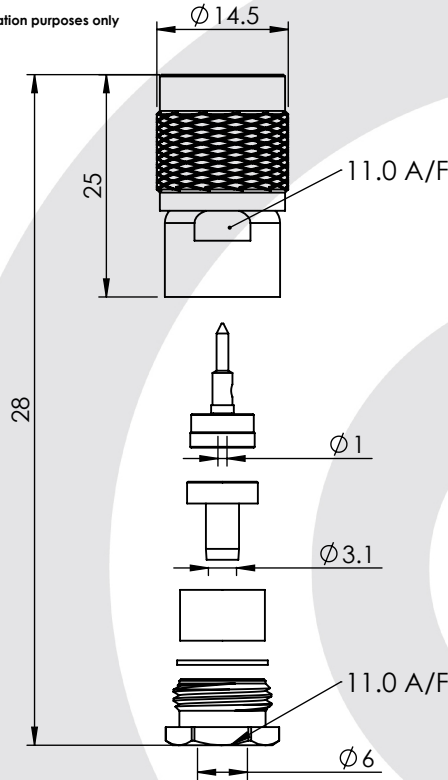


TNC STRAIGHT SOLDER / CLAMP PLUG 13-001-A3-AH



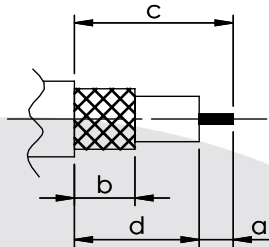
Images for illustration purposes only



Suitable for Cables:

(AH)
RG58, RG141, LMR195, URM43, URM76, WBC195, PSF 1/6, KX15, KX23

Stripping Dimensions



a = 6.0 mm
b = 5.0 mm
c = 11.0 mm
d = 5.0 mm

* CUT FOIL TO DIM. "b"

Assembly Procedure: AP031

Tooling

Centre Contact: Solder Tool No: Not Applicable
Crimp Sleeve: Not Applicable Tool No: Not Applicable
Alignment Tool: Not Applicable Extraction: Not Applicable

Environmental Specification

Operating Temp: -55 to +155 Deg C.
IP Rating (Mated): IP 65

Electrical Specification


Impedance: 50 Ohm
Frequency: 0-3 GHz
Dielectric W/V: 1500 Veff
Insulation res: 5000 M-Ohm

Mechanical Specification

Contact Retention: 10 N min
Cable Retention: 150 N min
Mating cycles: 250
Weight: 18.68 g

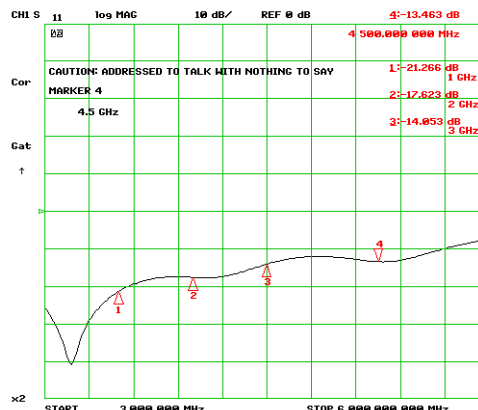
Connector Interface

image for illustration purposes only



-21.26dB @ 1.0 GHz
-17.62dB @ 2.0 GHz
-14.05dB @ 3.0 GHz
-13.46dB @ 4.5 GHz

Return Loss Graph



9	RETAINING WASHERS	BRASS	NICKEL
8	TOP HAT	BRASS	NICKEL
7	WASHER	BRASS	NICKEL
6	NUT	BRASS	NICKEL
5	GASKET	SILICONE	N/A
4	COUPLING NUT	BRASS	NICKEL
3	INSULATOR	PTFE	N/A
2	CENTRE CONTACT	BRASS	GOLD
1	BODY	BRASS	NICKEL
ITEM	DESCRIPTION	MATERIAL	PLATING

A4	SHEET 1 OF 1	DIMENSIONS ARE IN MILLIMETRES	
REVISION :	A00	NAME	SIGNATURE
ISSUE :	0	DATE	
DRAWN		IG	05/03/2014
CHK'D		GE	06/03/2014
APPV'D			
<p>THE INFORMATION IS GIVEN AS AN INDICATION ONLY AND IS SUBJECT TO CHANGE WITHOUT NOTICE. IN THE CONTINUAL GOAL TO IMPROVE OUR PRODUCTS, WE RESERVE THE RIGHT TO MAKE ANY MODIFICATIONS NECESSARY WITHOUT PRIOR NOTICE.</p>			

6-8 COLNE ROAD,
TWICKENHAM,
MIDDLESEX.
TW1 4JR