
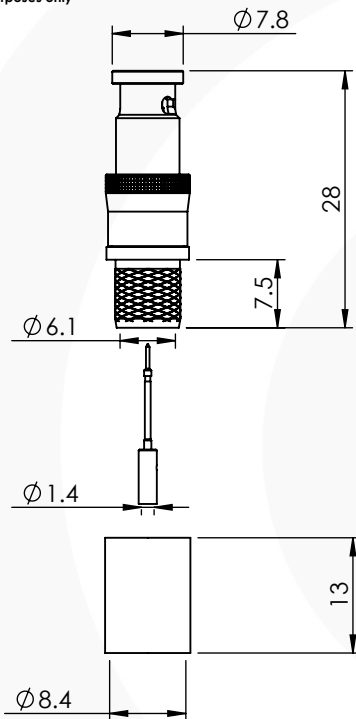


MICRO BNC CRIMP / CRIMP PLUG 67-005-B66-FI



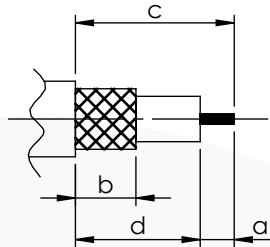
images for illustration purposes only



Suitable for Cables:

(FI) BELDEN 1794A

Stripping Dimensions



- a = 4.0 mm
- b = 8.0 mm
- c = 16.0 mm
- d = 12.0 mm

* CUT FOIL TO DIM. "b"

Assembly Procedure: AP001

Tooling

Centre Contact: Hex 1.72mm A/F Tool No: 96-HTS-75A

Crimp Sleeve: Hex 8.23mm A/F Tool No: 96-HTS-75A

Alignment Tool: Not Applicable Extraction: 96-1132-FI

Environmental Specification

Operating Temp: -55 to +155 Deg C.

IP Rating (Mated): IP 64

Electrical Specification Mechanical Specification

Impedance: 75 Ohm

Contact Retention: 10 N min

Frequency: 0-12 GHz

Cable Retention: 150 N min

Dielectric W/V: 1000 Veff

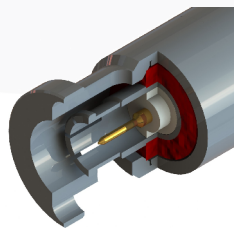
Mating cycles: 500

Insulation res: 10000 M-Ohm

Weight: 7.41 g

Connector Interface

image for illustration purposes only



7	SPRING	SS	N/A
6	COUPLING NUT	BRASS	NICKEL
5	GASKET	SILICONE	N/A
4	CRIMP SLEEVE	BRASS	NICKEL
3	INSULATOR	PTFE	N/A
2	CENTRE CONTACT	BeCu	GOLD
1	BODY	BRASS	NICKEL
ITEM	DESCRIPTION	MATERIAL	PLATING

A4	SHEET 1 OF 1	DIMENSIONS ARE IN MILLIMETRES		
REVISION :	A03	NAME	SIGNATURE	DATE
ISSUE :	1	DRAWN	I.G.	15/05/2018
		CHK'D	G.E.	16/05/2018
		APPV'D		
<p>6-8 COLNE ROAD, TWICKENHAM, MIDDLESEX. TW1 4JR</p> <p>THE INFORMATION IS GIVEN AS AN INDICATION ONLY AND IS SUBJECT TO CHANGE WITHOUT NOTICE. IN THE CONTINUAL GOAL TO IMPROVE OUR PRODUCTS, WE RESERVE THE RIGHT TO MAKE ANY MODIFICATIONS NECESSARY WITHOUT PRIOR NOTICE.</p>				