
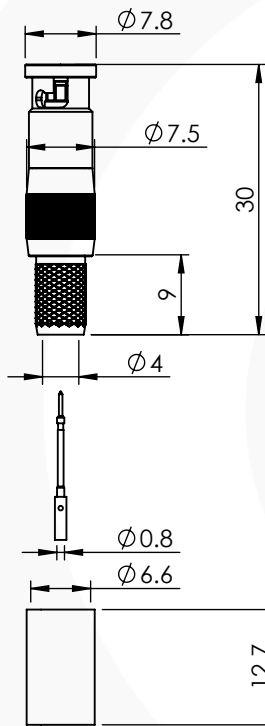


MICRO BNC STRAIGHT CRIMP / CRIMP PLUG

67-005-B66-FB



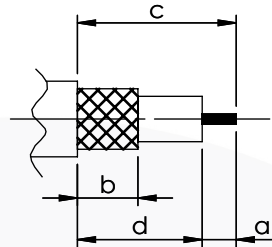
images for illustration purposes only



Suitable for Cables:

(FB) Belden 1505A, Draka 0.8/3.7 A/F, Image 720

Stripping Dimensions



- a = 4.0 mm
- b = 8.0 mm
- c = 16.0 mm
- d = 12.0 mm

* CUT FOIL TO DIM. "b"

Assembly Procedure: AP001

Tooling

Centre Contact: SQ 0.95mm A/F Tool No: 96-HTS-76

Crimp Sleeve: HEX 6.48mm A/F Tool No: 96-HTS-76

Alignment Tool: Not Applicable Extraction: 96-1132

Environmental Specification

Operating Temp: -55 to +155 Deg C.

IP Rating (Mated): IP 64

Electrical Specification

Impedance: 75 Ohm

Frequency: 0-12 GHz

Dielectric W/V: 1000 Veff

Insulation res: 10000 M-Ohm

Mechanical Specification

Contact Retention: 10 N min

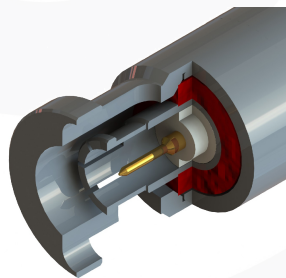
Cable Retention: 150 N min

Mating cycles: 500

Weight: 6.44 g

Connector Interface

image for illustration purposes only



| 7 | SPRING | STAINLESS STEEL | N/A |
|------|----------------|-----------------|---------|
| 6 | COUPLING NUT | BRASS | NICKEL |
| 5 | GASKET | SILICONE | N/A |
| 4 | CRIMP SLEEVE | BRASS | NICKEL |
| 3 | INSULATOR | PTFE | N/A |
| 2 | CENTRE CONTACT | BeCu | GOLD |
| 1 | BODY | BRASS | NICKEL |
| ITEM | DESCRIPTION | MATERIAL | PLATING |

| | | | | | |
|--|--------------|--------|-------------------------------|-----------|------------|
| A4 | SHEET 1 OF 1 | | DIMENSIONS ARE IN MILLIMETRES | | |
| REVISION : | B04 | | NAME | SIGNATURE | DATE |
| ISSUE : | 1 | | DRAWN | GE | 27/11/2012 |
| | | | CHK'D | IG | 28/11/2012 |
| 6-8 COLNE ROAD, TWICKENHAM, MIDDLESEX. TW1 4JR | | APPV'D | | | |
| <small>THE INFORMATION IS GIVEN AS AN INDICATION ONLY AND IS SUBJECT TO CHANGE WITHOUT NOTICE. IN THE CONTINUAL GOAL TO IMPROVE OUR PRODUCTS, WE RESERVE THE RIGHT TO MAKE ANY MODIFICATIONS NECESSARY WITHOUT PRIOR NOTICE.</small> | | | | | |

