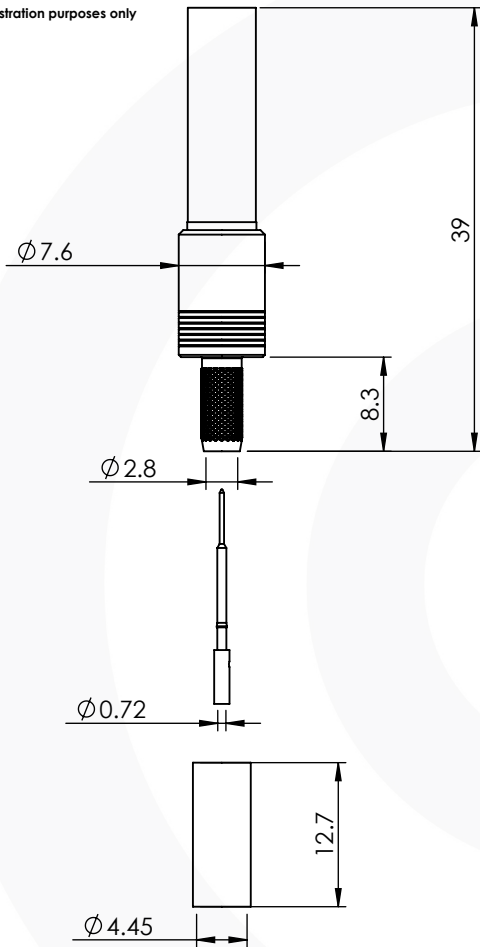


MM CRIMP / CRIMP JACK

64-054-B126-EJ1



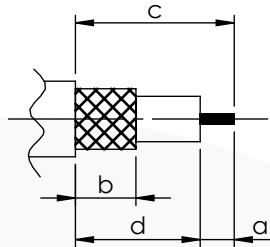
images for illustration purposes only



Suitable for Cables:

EJ (CANARE L-2.5CHWS)

Stripping Dimensions



- a = 3.0 mm
- b = 8.0 mm
- c = 12.5 mm
- d = 9.5 mm

* CUT FOIL TO DIM. "b"

Assembly Procedure: AP001

Tooling

Centre Contact: Indent or SQ 1.07mm A/F Tool No: 96-HTS-77

Crimp Sleeve: Hex 4.52mm A/F Tool No: 96-HTS-77

Alignment Tool: Not Applicable Extraction: Not Applicable

Environmental Specification

Operating Temp: -55 to +155 Deg C.

IP Rating (Mated): NONE

Electrical Specification

Impedance: 75 Ohm

Frequency: 0-12 GHz

Dielectric W/V: 750 Veff

Insulation res: 1000 M-Ohm

Mechanical Specification

Contact Retention: 10 N min


Cable Retention: 150 N min

Mating cycles: 5000

Weight: 4.85 g

Connector Interface

image for illustration purposes only



5	OUTER CONTACT	PHOSPHOR BRONZE	NICKEL
4	CRIMP SLEEVE	BRASS	NICKEL
3	INSULATOR	PTFE	N/A
2	CENTRE CONTACT	BERYLLIUM COPPER	GOLD
1	BODY	BRASS	NICKEL
ITEM	DESCRIPTION	MATERIAL	PLATING

A4	SHEET 1 OF 1	DIMENSIONS ARE IN MILLIMETRES		
REVISION :	B00	NAME	SIGNATURE	DATE
ISSUE :	1	DRAWN	I.G.	23/01/2019
		CHK'D	G.E.	24/01/2019
		APPV'D		
6-8 COLNE ROAD, TWICKENHAM, MIDDLESEX. TW1 4JR				
THE INFORMATION IS GIVEN AS AN INDICATION ONLY AND IS SUBJECT TO CHANGE WITHOUT NOTICE. IN THE CONTINUAL GOAL TO IMPROVE OUR PRODUCTS, WE RESERVE THE RIGHT TO MAKE ANY MODIFICATIONS NECESSARY WITHOUT PRIOR NOTICE.				