
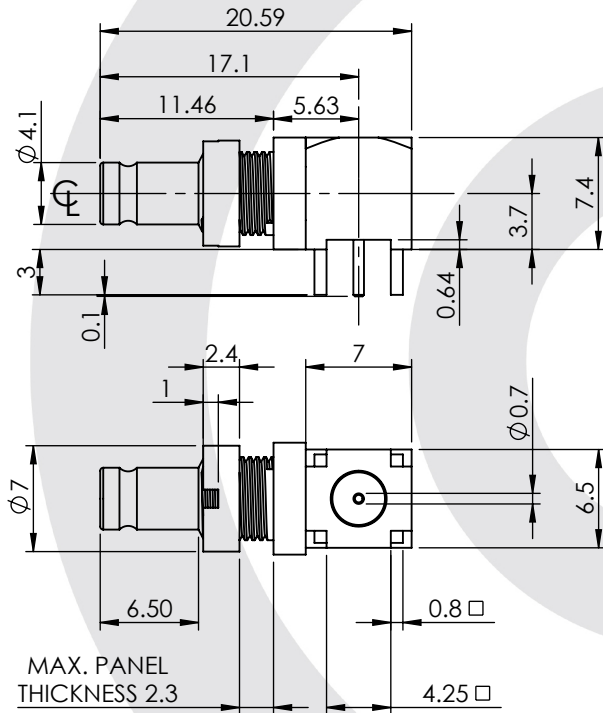


1.0/2.3 RIGHT ANGLE BULKHEAD PCB MOUNT JACK 75 Ohm 52-468-D36



images for illustration purposes only



Suitable for Cables:

N/A

Tooling

Centre Contact: Not Applicable Tool No: Not Applicable

Crimp Sleeve: Not Applicable Tool No: Not Applicable

Environmental Specification

Operating Temp: -55 to +155 Deg C.

IP Rating (Mated):

Electrical Specification Mechanical Specification

Impedance: 75 Ohm IP40

Contact Retention: 20 N min

Frequency: 0-4.5 GHz

Cable Retention: N/A N min

Dielectric W/V: 750 Veff


Mating cycles: 250

Insulation res: 1000 M-Ohm

Weight: 4.56 g

Connector Interface

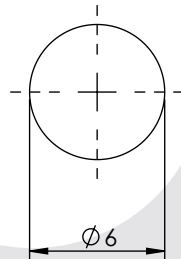
image for illustration purposes only



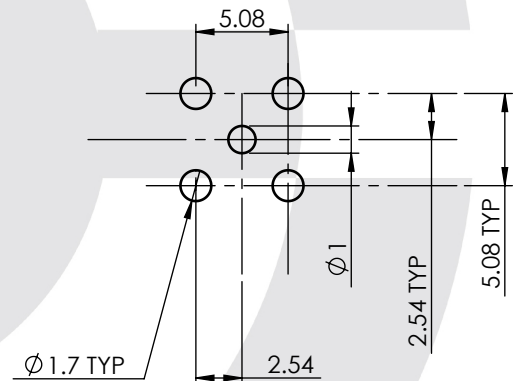
Tooling

Castellated nut tool : 96-1135

Recommended Mounting Hole



Recommended PCB Layout



4	NUT	BRASS	NICKEL
3	INSULATOR	PTFE	N/A
2	CENTRE CONTACT	BeCu	GOLD
1	BODY	BRASS	GOLD
ITEM	DESCRIPTION	MATERIAL	PLATING

A4	SHEET 1 OF 1	DIMENSIONS ARE IN MILLIMETRES		
REVISION :	A02	NAME	SIGNATURE	DATE
ISSUE :	0	DRAWN	IG	16/10/2012
		CHK'D	GE	23/10/2012
		APPV'D		
6-8 COLNE ROAD, TWICKENHAM, MIDDLESEX. TW1 4JR				
<small>THE INFORMATION IS GIVEN AS AN INDICATION ONLY AND IS SUBJECT TO CHANGE WITHOUT NOTICE. IN THE CONTINUAL GOAL TO IMPROVE OUR PRODUCTS, WE RESERVE THE RIGHT TO MAKE ANY MODIFICATIONS NECESSARY WITHOUT PRIOR NOTICE.</small>				