
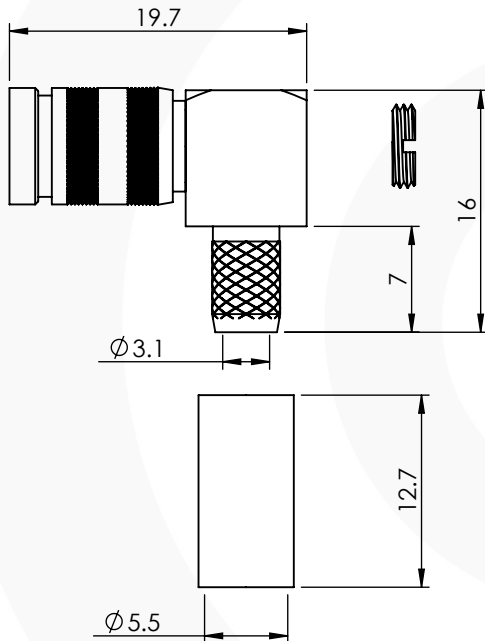


1.0/2.3 RIGHT ANGLE CRIMP / SOLDER PLUG

52-104-B6-EF



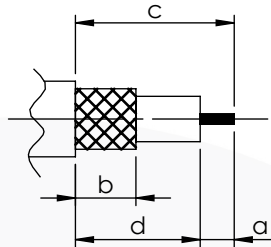
images for illustration purposes only



Suitable for Cables:

(EF) Belden 1855A

Stripping Dimensions



- a = 2.0 mm
- b = 6.5 mm
- c = 14.0 mm
- d = 12.0 mm

* CUT FOIL TO DIM. "b"

Assembly Procedure:

Tooling

Centre Contact: Solder

Tool No: N/A

Crimp Sleeve: Hex 5.41mm A/F

Tool No: 96-HTS-75A

Alignment Tool: Not Applicable

Extraction: 96-1023

Environmental Specification

Operating Temp: -55 to +155 Deg C.

IP Rating (Mated): IP 40

Electrical Specification

Impedance: 75 Ohm

Frequency: 0 - 4.5 GHz

Dielectric W/V: 750 Veff

Insulation res: 5000 M-Ohm

Mechanical Specification

Contact Retention: 10 N min


Cable Retention: 100 N min

Mating cycles: 500

Weight: 7.06 g

Connector Interface

image for illustration purposes only



7	CAP	BRASS	NICKEL
6	OUTER CONTACT	PHOSPHOR BRONZE	GOLD
5	COUPLING NUT	BRASS	NICKEL
4	CRIMP SLEEVE	BRASS	NICKEL
3	INSULATOR	PTFE	N/A
2	CENTRE CONTACT	BRASS	GOLD
1	BODY	BRASS	NICKEL
ITEM	DESCRIPTION	MATERIAL	PLATING

A4	SHEET 1 OF 1	DIMENSIONS ARE IN MILLIMETRES		
REVISION :	A01	NAME	SIGNATURE	DATE
DRAWN		G.E.		28/05/18
ISSUE :	1	CHK'D	I.G.	28/05/18
APPV'D				
<p>6-8 COLNE ROAD, TWICKENHAM, MIDDLESEX. TW1 4JR</p> <p>THE INFORMATION IS GIVEN AS AN INDICATION ONLY AND IS SUBJECT TO CHANGE WITHOUT NOTICE. IN THE CONTINUAL GOAL TO IMPROVE OUR PRODUCTS, WE RESERVE THE RIGHT TO MAKE ANY MODIFICATIONS NECESSARY WITHOUT PRIOR NOTICE.</p>				