
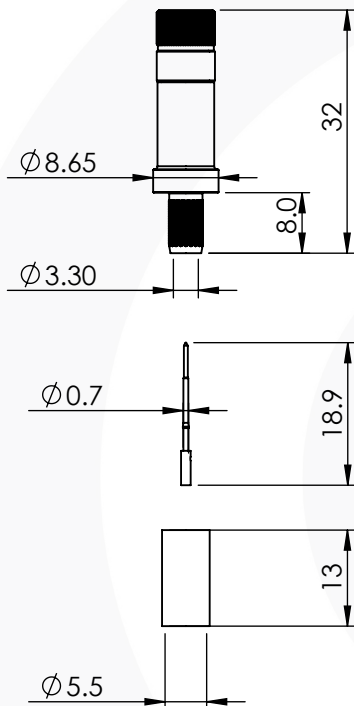


1.0/2.3 SCREW LOCK CRIMP/CRIMP PLUG

52-005A-B66-FA



images for illustration purposes only

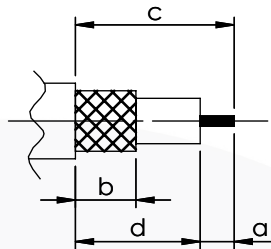


DIN1.0/2.3 Screw Lock Design to prevent signal loss in vibrating environments as recommended by CoaXPress

Suitable for Cables:

(FA) Belden 1855ENH, Draka 0.6/2.8AF, Bryant BD SD01, Image 360, Percon VK5, Conducfil 9890

Stripping Dimensions



a = 4.0 mm
* b = 8.0 mm
c = 16.0 mm
d = 12.0 mm

* STRIP FOIL SCREEN TO DIM "b"

Assembly Procedure: AP001

Tooling

Centre Contact: SQ 0.95mm A/F Tool No: 96-HTS-75A

Crimp Sleeve: Hex 5.41mm A/F Tool No: 96-HTS-75A

Alignment Tool: 100-1023 Extraction: Not Applicable

Environmental Specification

Operating Temp: -55 to +155 Deg C.

IP Rating (Mated): IP 40

Electrical Specification

Impedance: 75 Ohm

Frequency: 0-12 GHz

Dielectric W/V: 750 Veff

Insulation res: 5000 M-Ohm

Mechanical Specification

Contact Retention: 10 N min


Cable Retention: 150 N min

Mating cycles: 500

Weight: 8.04 g

Connector Interface

image for illustration purposes only



ITEM	DESCRIPTION	MATERIAL	PLATING
8	REAR BODY	BRASS	NICKEL
7	OUTER CONTACT	BERYLLIUM COPPER	GOLD
6	CENTRE CONTACT	PHOSPHOR BRONZE	GOLD
5	SPRING	STAINLESS STEEL	NICKEL
4	CRIMP SLEEVE	BRASS	NICKEL
3	BODY	BRASS	NICKEL
2	INSULATOR	PTFE	N/A
1	COUPLING NUT	BRASS	NICKEL

A4	SHEET 1 OF 1		DIMENSIONS ARE IN MILLIMETRES		
REVISION :	B00		NAME	SIGNATURE	DATE
ISSUE :	1		DRAWN	IG	08/12/2015
			CHK'D	GE	09/12/2015
6-8 COLNE ROAD, TWICKENHAM, MIDDLESEX. TW1 4JR		APPV'D			
<small>THE INFORMATION IS GIVEN AS AN INDICATION ONLY AND IS SUBJECT TO CHANGE WITHOUT NOTICE. IN THE CONTINUAL GOAL TO IMPROVE OUR PRODUCTS, WE RESERVE THE RIGHT TO MAKE ANY MODIFICATIONS NECESSARY WITHOUT PRIOR NOTICE.</small>					