
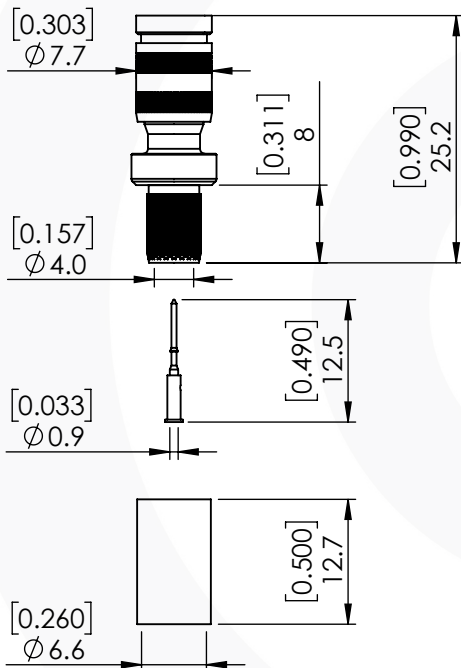


## 1.0/2.3 STRAIGHT CRIMP/CRIMP PLUG 52-005-B6-FB1



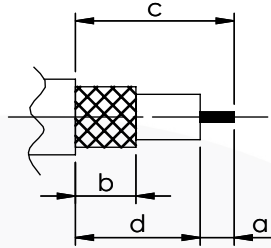
images for illustration purposes only



### Suitable for Cables:

(FB) Belden 1505A, Draka 0.8/3.7 A/F, Image 720, Bryant BD SD05A, Condufil 14472, Percon VK6, VK66

### Stripping Dimensions



- a = 4.0 mm [0.1575"]
- \* b = 8.0 mm [0.3150"]
- c = 16.0 mm [0.6299"]
- d = 12.0 mm [0.4724"]

\* STRIP FOIL SCREEN TO DIM "b"

### Assembly Procedure: AP026

### Tooling

Centre Contact: SQ 1.07 [0.0421"] A/F Tool No: 96-HTS-77

Crimp Sleeve: HEX 6.48 [0.255"] A/F Tool No: 96-HTS-77

Alignment Tool: 100-1023

Extraction: 96-1023

### Environmental Specification

Operating Temp: -55 to +155 Deg C.

IP Rating (Mated): IP 40

### Electrical Specification

Impedance: 75 Ohm

Frequency: 0-12 GHz

Dielectric W/V: 750 Veff

Insulation res: 5000 M-Ohm

### Mechanical Specification

Contact Retention: 10 N min


Cable Retention: 150 N min

Mating cycles: 500

Weight: 5.83 g

### Connector Interface

image for illustration purposes only



8	REAR BODY	BRASS	NICKEL
7	OUTER CONTACT	BERYLLIUM COPPER	GOLD
6	CENTRE CONTACT	BERYLLIUM COPPER	GOLD
5	SPRING	STAINLESS STEEL	NICKEL
4	CRIMP SLEEVE	BRASS	NICKEL
3	BODY	BRASS	NICKEL
2	INSULATOR	PTFE	N/A
1	COUPLING NUT	BRASS	NICKEL
ITEM	DESCRIPTION	MATERIAL	PLATING

<b>A4</b>	SHEET 1 OF 1		DIMENSIONS ARE IN MILLIMETRES		
REVISION :	A00		NAME	SIGNATURE	DATE
DRAWN			G.E.		06/07/16
ISSUE :	2		CHK'D	I.G.	06/07/16
<b>6-8 COLNE ROAD, TWICKENHAM, MIDDLESEX. TW1 4JR</b>		APPV'D			
<small>THE INFORMATION IS GIVEN AS AN INDICATION ONLY AND IS SUBJECT TO CHANGE WITHOUT NOTICE. IN THE CONTINUAL GOAL TO IMPROVE OUR PRODUCTS, WE RESERVE THE RIGHT TO MAKE ANY MODIFICATIONS NECESSARY WITHOUT PRIOR NOTICE.</small>					