
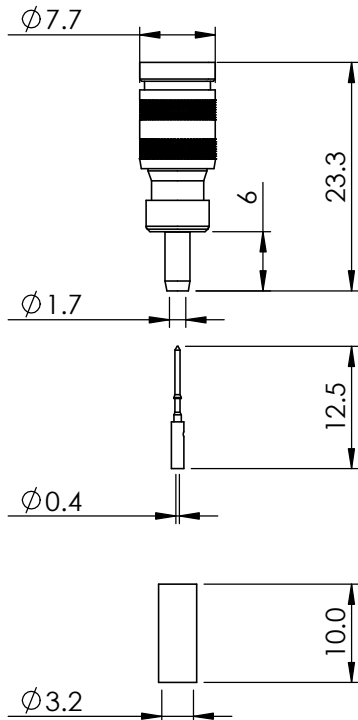


1.0/2.3 STRAIGHT CRIMP/CRIMP PLUG RG179 52-005-B6-AB



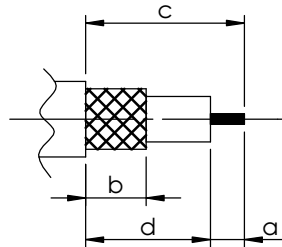
images for illustration purposes only



Suitable for Cables:

RG179, RG187

Stripping Dimensions



a = 3.5 mm
* b = 6.0 mm
c = 13.0 mm
d = 9.5 mm

* STRIP FOIL
SCREEN TO
DIM "b"

Assembly Procedure: AP001 (AFM8) or AP023 (HTS-43)

Tooling

Centre Contact: Indent or Square Crimp Tool No: DMC AFM8 (Indent) or HTS-43 (Sq)

Crimp Sleeve: Hex 3.25mm A/F Tool No: 336J or HTS-43

Environmental Specification

Operating Temp: -55 to +155 Deg C.

IP Rating (Mated):

Electrical Specification

Impedance: 75 Ohm

Frequency: 0-3 GHz

Dielectric W/V: 750 Veff

Insulation res: 5000 M-Ohm

Mechanical Specification

Contact Retention: 10 N min


Cable Retention: 60 N min

Mating cycles: 500

Weight: 4.05 g

Connector Interface

image for illustration purposes only



8	REAR BODY	BRASS	NICKEL
7	OUTER CONTACT	BRASS/BeCu2	GOLD
6	CENTRE CONTACT	Ph. BRONZE	GOLD
5	SPRING	BeCu2	NICKEL
4	FERRULE	BRASS	NICKEL
3	BODY	BRASS	NICKEL
2	INSULATOR	PTFE	N/A
1	COUPLING NUT	BRASS	NICKEL
ITEM	DESCRIPTION	MATERIAL	PLATING

A4	SHEET 1 OF 1	DIMENSIONS ARE IN MILLIMETRES		
REVISION :	B00	NAME	SIGNATURE	DATE
ISSUE :	1	DRAWN	GE	18/07/2011
		CHK'D	IG	19/07/2011
		APPV'D		
6-8 COLNE ROAD, TWICKENHAM, MIDDLESEX. TW1 4JR				
THE INFORMATION IS GIVEN AS AN INDICATION ONLY AND IS SUBJECT TO CHANGE WITHOUT NOTICE. IN THE CONTINUAL GOAL TO IMPROVE OUR PRODUCTS, WE RESERVE THE RIGHT TO MAKE ANY MODIFICATIONS NECESSARY WITHOUT PRIOR NOTICE.				