
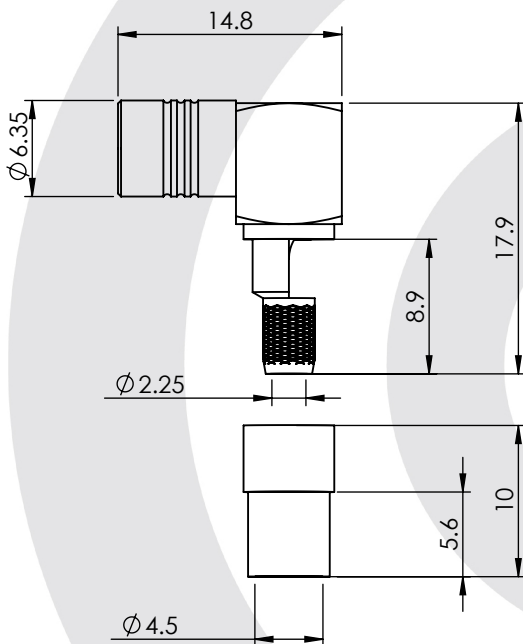


## SMB RIGHT ANGLE SOLDER/CRIMP PLUG

### 32-105-D3-BD



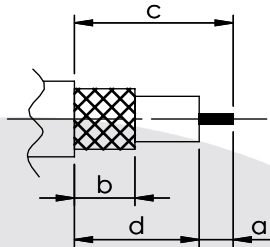
images for illustration purposes only



### Suitable for Cables:

(BD) BT3002, TZC75024, TZC75025

### Stripping Dimensions



a = 2.0 mm  
b = 5.0 mm  
c = 9.0 mm  
d = 7.0 mm

\* CUT FOIL TO DIM. "b"

### Assembly Procedure: AP040

### Tooling

Centre Contact: Solder Tool No: Not Applicable  
Crimp Sleeve: Hex 4.52mm A/F Tool No: 336J OR HTS-43  
Alignment Tool: Not Applicable Extraction: Not Applicable

### Environmental Specification

Operating Temp: -55 to +155 Deg C.  
IP Rating (Mated): IP 40

### Electrical Specification


Impedance: 75 Ohm  
Frequency: 0-4 GHz  
Dielectric W/V: 1000 Veff  
Insulation res: 1000 M-Ohm

### Mechanical Specification

Contact Retention: 10 N min  
Cable Retention: 50 N min  
Mating cycles: 500  
Weight: 4.96 g

### Connector Interface

image for illustration purposes only



5	FRONT BODY	BRASS	GOLD
4	CRIMP SLEEVE	BRASS	GOLD
3	INSULATOR	PTFE	N/A
2	CENTRE CONTACT	BERYLLIUM COPPER	GOLD
1	BODY	BRASS	GOLD
ITEM	DESCRIPTION	MATERIAL	PLATING

<b>A4</b>	SHEET 1 OF 1	DIMENSIONS ARE IN MILLIMETRES				
REVISION :	A00		NAME	SIGNATURE	DATE	
DRAWN :	IG				03/04/2014	
ISSUE :	1		CHK'D	GE		03/04/2014
			APPV'D			
<p>6-8 COLNE ROAD, TWICKENHAM, MIDDLESEX. TW1 4JR</p> <p>THE INFORMATION IS GIVEN AS AN INDICATION ONLY AND IS SUBJECT TO CHANGE WITHOUT NOTICE. IN THE CONTINUAL GOAL TO IMPROVE OUR PRODUCTS, WE RESERVE THE RIGHT TO MAKE ANY MODIFICATIONS NECESSARY WITHOUT PRIOR NOTICE.</p>						