
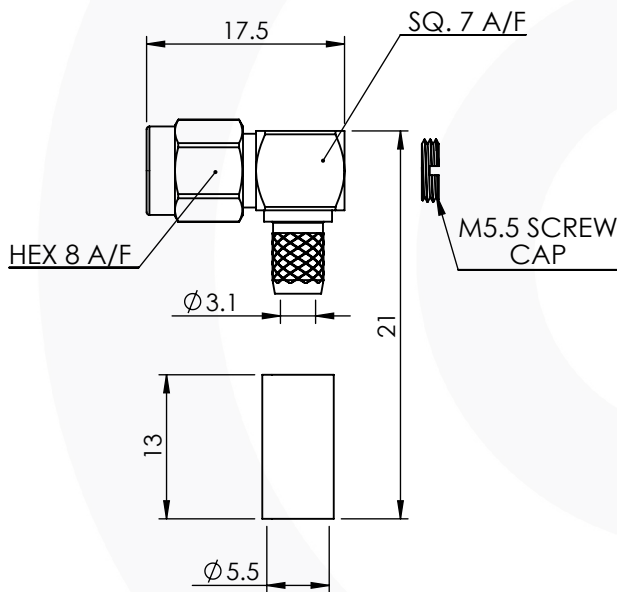


SMA RIGHT ANGLED SOLDER /CRIMP PLUG 30-105-D3-AH



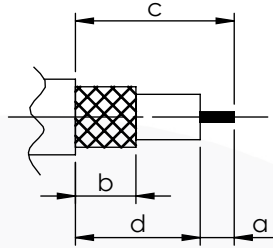
images for illustration purposes only



Suitable for Cables:

(AH) RG58, RG141, LMR195, URM43, URM76, WBC195, PSF 1/6, KX15, KX23

Stripping Dimensions



a = 2.0 mm
b = 7.0 mm
c = 13.0 mm
d = 11.0 mm

Assembly Procedure:

Tooling

Centre Contact: Solder Tool No: Not Applicable
Crimp Sleeve: Hex 5.41mm A/F Tool No: 336A
Alignment Tool: Not Applicable Extraction: Not Applicable

Environmental Specification

Operating Temp: -55 to +155 Deg C.
IP Rating (Mated): IP 54

Electrical Specification

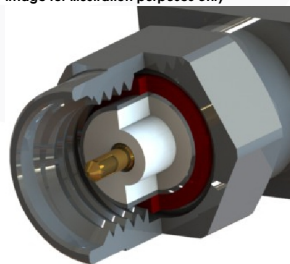
Impedance: 50 Ohm
Frequency: 0 - 12 GHz
Dielectric W/V: 1000 Veff
Insulation res: 5000 M-Ohm

Mechanical Specification

Contact Retention: 27 N min
Cable Retention: 200 N min
Mating cycles: 250
Weight: 6.32 g

Connector Interface

image for illustration purposes only



Performance

-31.27 dB @ 1.0 GHz
-36.16 dB @ 3.0 GHz
-25.38 dB @ 4.5 GHz
-19.94 dB @ 6.0 GHz

Return Loss Graph



ITEM	DESCRIPTION	MATERIAL	PLATING
7	INNER RETAINING RING	ST. / STL.	N/A
6	COUPLING NUT	BRASS	GOLD
5	GASKET	SILICONE	N/A
4	CRIMP SLEEVE	BRASS	GOLD
3	INSULATOR	PTFE	N/A
2	CENTRE CONTACT	BRASS	GOLD
1	BODY & CAP	BRASS	GOLD

A4 SHEET 1 OF 1		DIMENSIONS ARE IN MILLIMETRES		
REVISION :	C01	NAME	SIGNATURE	DATE
ISSUE :	1	DRAWN	IG	22/07/2014
		CHK'D	GE	23/07/2014
		APP'V'D		
<p>6-8 COLNE ROAD, TWICKENHAM, MIDDLESEX. TW1 4JR</p> <p>THE INFORMATION IS GIVEN AS AN INDICATION ONLY AND IS SUBJECT TO CHANGE WITHOUT NOTICE. IN THE CONTINUAL GOAL TO IMPROVE OUR PRODUCTS, WE RESERVE THE RIGHT TO MAKE ANY MODIFICATIONS NECESSARY WITHOUT PRIOR NOTICE.</p>				