
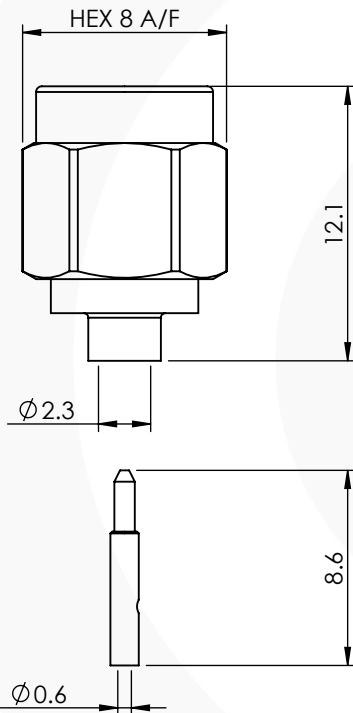


SMA STRAIGHT SOLDER PLUG

30-014-D3-HA



images for illustration purposes only

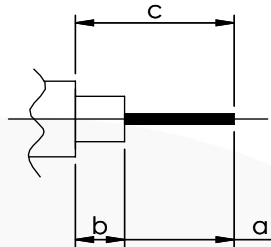


7	INNER RETAINING RING	PHOSPHOR BRONZE	GOLD
6	COUPLING NUT	BRASS	GOLD
5	GASKET	SILICONE	N/A
3	INSULATOR	PTFE	N/A
2	CENTRE CONTACT	BRASS	GOLD
1	BODY	BRASS	GOLD
ITEM	DESCRIPTION	MATERIAL	PLATING

A4	SHEET 1 OF 1	DIMENSIONS ARE IN MILLIMETRES		
REVISION :	A00	NAME	SIGNATURE	DATE
ISSUE :	1	DRAWN	I.G.	01/06/2017
		CHK'D	G.E.	02/06/2017
		APPV'D		
6-8 COLNE ROAD, TWICKENHAM, MIDDLESEX. TW1 4JR				
THE INFORMATION IS GIVEN AS AN INDICATION ONLY AND IS SUBJECT TO CHANGE WITHOUT NOTICE. IN THE CONTINUAL GOAL TO IMPROVE OUR PRODUCTS, WE RESERVE THE RIGHT TO MAKE ANY MODIFICATIONS NECESSARY WITHOUT PRIOR NOTICE.				

Suitable for Cables:
 (HA) RG405 (0.085"), UT85

Stripping Dimensions



a = 3.1 mm
 b = 0.5 mm
 c = 3.6 mm

Assembly Procedure: AP033

Tooling

Centre Contact: Solder Tool No: Not Applicable
 Crimp Sleeve: Solder Tool No: Not Applicable
 Alignment Tool: Not Applicable Extraction: Not Applicable

Environmental Specification

Operating Temp: -55 to +155 Deg C.
 IP Rating (Mated): IP 54

Electrical Specification

Impedance: 50 Ohm
 Frequency: 0-12 GHz
 Dielectric W/V: 1000 Veff
 Insulation res: 5000 M-Ohm

Mechanical Specification

Contact Retention: 10 N min
 Cable Retention: 250 N min
 Mating cycles: 500
 Weight: 2.58 g

Connector Interface

image for illustration purposes only

