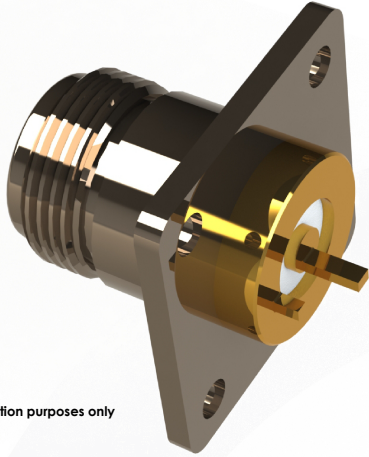
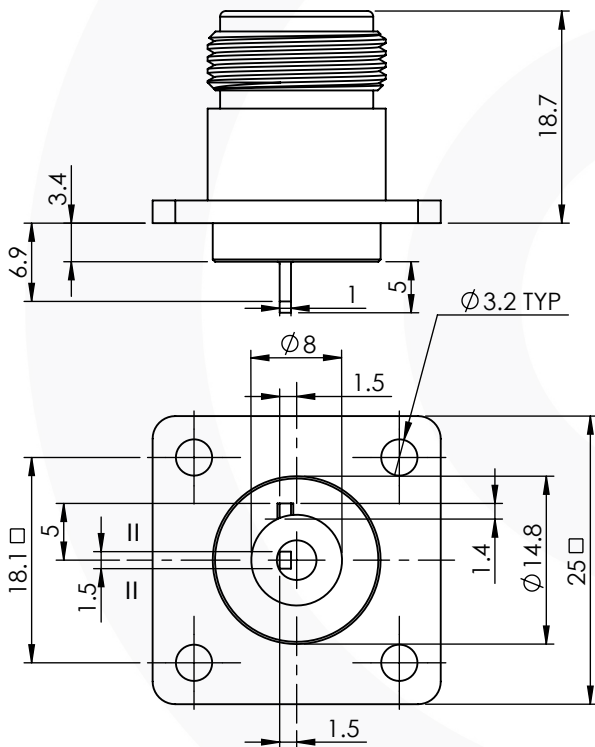


N TYPE 4 HOLE FLANGE PCB JACK

25-371-1-B3



images for illustration purposes only



Tooling

Centre Contact: Solder Tool No: Solder
 Crimp Sleeve: Not Applicable Tool No: Not Applicable
 Alignment Tool: Not Applicable Extraction: Not Applicable

Environmental Specification

Operating Temp: -55 to +155 Deg C.
 IP Rating (Mated): IP 67

Electrical Specification

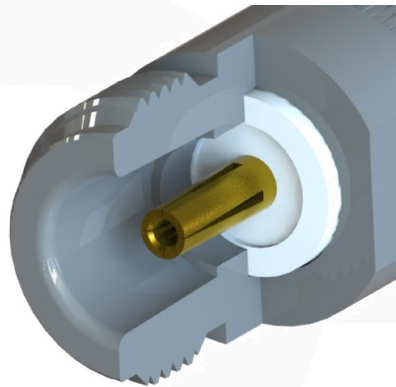
Impedance: 50 Ohm
 Frequency: 0-11 GHz
 Dielectric W/V: 1500 Veff
 Insulation res: 5000 M-Ohm

Mechanical Specification

Contact Retention: 27 N min
 Cable Retention: N/A
 Mating cycles: 500
 Weight: 30.99 g

Connector Interface

image for illustration purposes only



4	REAR BODY	BRASS	GOLD
3	INSULATOR	PTFE	N/A
2	CENTRE CONTACT	PHOSPHOR BRONZE	GOLD
1	BODY	BRASS	NICKEL
ITEM	DESCRIPTION	MATERIAL	PLATING

A4	SHEET 1 OF 1	DIMENSIONS ARE IN MILLIMETRES		
REVISION :	A01	NAME	SIGNATURE	DATE
ISSUE :	1	DRAWN	IG	11/12/2017
		CHK'D	GE	12/12/2017
		APPV'D		
6-8 COLNE ROAD, TWICKENHAM, MIDDLESEX. TW1 4JR				
THE INFORMATION IS GIVEN AS AN INDICATION ONLY AND IS SUBJECT TO CHANGE WITHOUT NOTICE. IN THE CONTINUAL GOAL TO IMPROVE OUR PRODUCTS, WE RESERVE THE RIGHT TO MAKE ANY MODIFICATIONS NECESSARY WITHOUT PRIOR NOTICE.				