
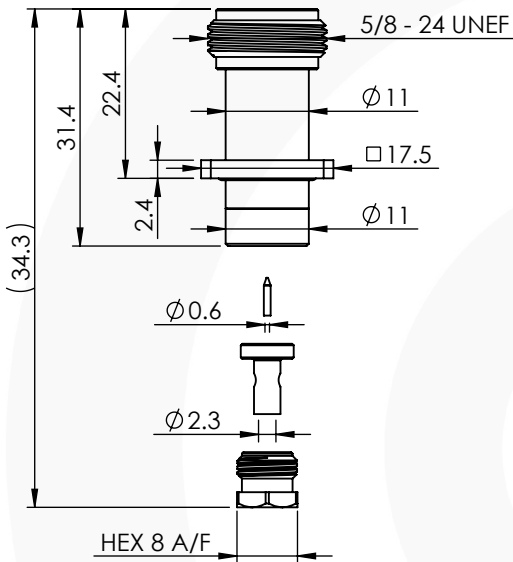


N TYPE 4 HOLE 17.5mm FLANGE SOLDER / CLAMP IP68 JACK

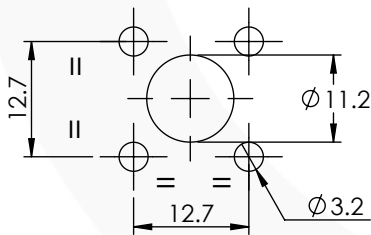
25-289-J3-HA-17.5



images for illustration purposes only



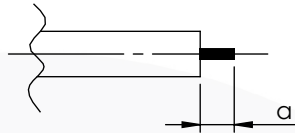
Recommended Mounting Hole



Suitable for Cables:

(HA) RG405 (0.085"), UT85

Stripping Dimensions



a = 2.5 mm

Assembly Procedure: AP033

Tooling

Centre Contact: Solder	Tool No: Not Applicable
Crimp Sleeve: Not Applicable	Tool No: Not Applicable
Alignment Tool: Not Applicable	Extraction: Not Applicable

Environmental Specification

Operating Temp: -55 to +155 Deg C.
IP Rating (Unmated): IP 68

Electrical Specification

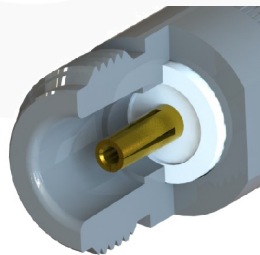
Impedance: 50 Ohm
Frequency: 0-12 GHz
Dielectric W/V: 1500 Veff
Insulation res: 5000 M-Ohm

Mechanical Specification

Contact Retention: 10 N min
Cable Retention: 150 N min
Mating cycles: 250
Weight: 25.70 g

Connector Interface

image for illustration purposes only



7	INTERNAL SEAL	BLACK EPOXY	N/A
6	BULLET CONTACT	BRASS	GOLD
5	GASKET	SILICONE	N/A
4	SOLDER FERRULE	BRASS	GOLD
3	INSULATORS	PTFE	N/A
2	CENTRE CONTACT	BERYLLIUM COPPER	GOLD
1	BODIES & CLAMP NUT	BRASS	BLACK NICKEL
ITEM	DESCRIPTION	MATERIAL	PLATING

A4	SHEET 1 OF 1	DIMENSIONS ARE IN MILLIMETRES		
REVISION :	A03	NAME	SIGNATURE	DATE
ISSUE :	1	DRAWN	G.E.	22/05/2019
		CHK'D	P.P.	22/05/2019
		APPV'D		
6-8 COLNE ROAD, TWICKENHAM, MIDDLESEX. TW1 4JR				
THE INFORMATION IS GIVEN AS AN INDICATION ONLY AND IS SUBJECT TO CHANGE WITHOUT NOTICE. IN THE CONTINUAL GOAL TO IMPROVE OUR PRODUCTS, WE RESERVE THE RIGHT TO MAKE ANY MODIFICATIONS NECESSARY WITHOUT PRIOR NOTICE.				