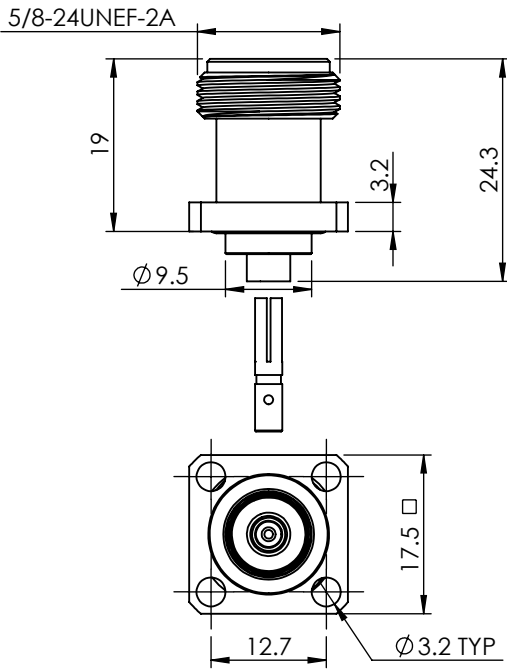

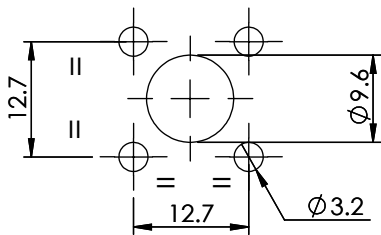


N TYPE STRAIGHT 4 HOLE FLANGE SOLDER/SOLDER JACK 25-279-B3-HB-17.5



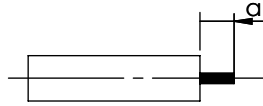
Recommended Mounting Hole



Suitable for Cables:

(HB) RG402 (0.141"), UT141

Stripping Dimensions



a = 5.5 mm

Assembly Procedure: AP033

Tooling

Centre Contact: Solder

Tool No: Not Applicable

Crimp Sleeve: Not Applicable

Tool No: Not Applicable

Environmental Specification

Operating Temp: -55 to +155 Deg C.

IP Rating (Mated): IP 64

Electrical Specification

Impedance: 50 Ohm

Frequency: 0-10 GHz

Dielectric W/V: 1500 Veff

Insulation res: 5000 M-Ohm

Mechanical Specification

Contact Retention: 10 N min


Cable Retention: 150 N min

Mating cycles: 250

Weight: 18.96 g

Connector Interface

image for illustration purposes only



5	GASKET	SILICONE	N/A
4	REAR BODY	BRASS	GOLD
3	INSULATOR	PTFE	N/A
2	CENTRE CONTACT	PHOS. BRONZE	GOLD
1	BODY	BRASS	NICKEL
ITEM	DESCRIPTION	MATERIAL	PLATING

A4	SHEET 1 OF 1	DIMENSIONS ARE IN MILLIMETRES			
REVISION :	A01		NAME	SIGNATURE	DATE
DRAWN :	1		IG		28/11/2012
ISSUE :	1		CHK'D	GE	29/11/2012
			APPV'D		
<p>6-8 COLNE ROAD, TWICKENHAM, MIDDLESEX. TW1 4JR</p> <p>THE INFORMATION IS GIVEN AS AN INDICATION ONLY AND IS SUBJECT TO CHANGE WITHOUT NOTICE. IN THE CONTINUAL GOAL TO IMPROVE OUR PRODUCTS, WE RESERVE THE RIGHT TO MAKE ANY MODIFICATIONS NECESSARY WITHOUT PRIOR NOTICE.</p>					