
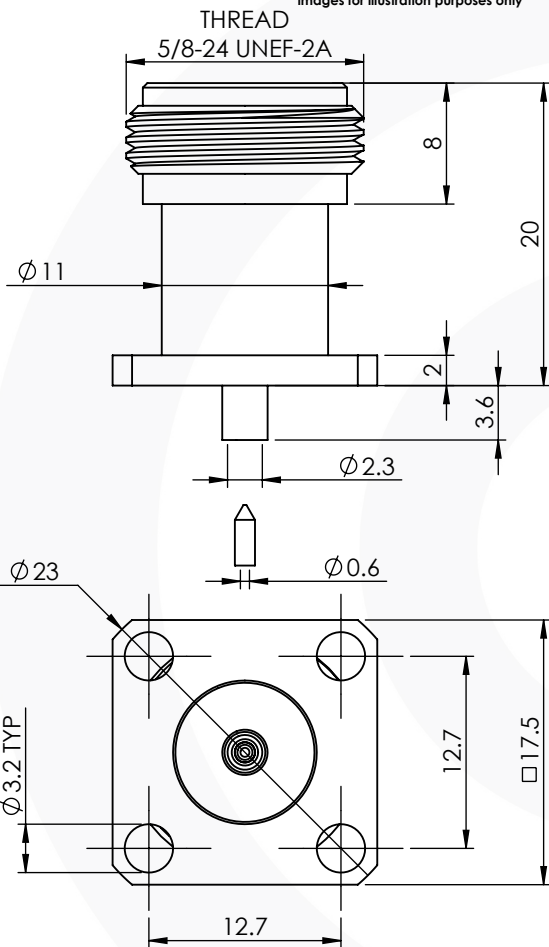


N TYPE SOLDER / SOLDER JACK

25-279-B3-HA-17.5



images for illustration purposes only



Suitable for Cables:

(HA) RG405 (0.085"), UT85

Stripping Dimensions



Assembly Procedure: AP033

Tooling

Centre Contact: Solder	Tool No: Not Applicable
Crimp Sleeve: Not Applicable	Tool No: Not Applicable
Alignment Tool: Not Applicable	Extraction: Not Applicable

Environmental Specification

Operating Temp: -55 to +155 Deg C.
IP Rating (Mated): IP 64

Electrical Specification


Impedance: 50 Ohm
Frequency: 0-12 GHz
Dielectric W/V: 1500 Veff
Insulation res: 5000 M-Ohm

Mechanical Specification

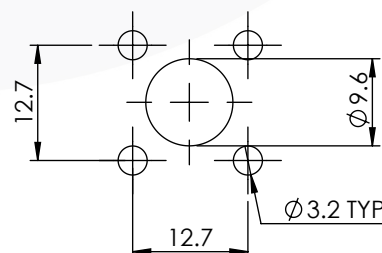
Contact Retention: 10 N min
Cable Retention: 150 N min
Mating cycles: 250
Weight: 16.95 g

Connector Interface

image for illustration purposes only



Recommended Mounting Hole



ITEM	DESCRIPTION	MATERIAL	PLATING
5	BULLET CONTACT	BRASS	GOLD
4	REAR BODY	BRASS	GOLD
3	INSULATOR	PTFE	N/A
2	CENTRE CONTACT	PHOSPHOR BRONZE	GOLD
1	BODY	BRASS	NICKEL

A4 SHEET 1 OF 1		DIMENSIONS ARE IN MILLIMETRES		
REVISION :	A00	NAME	SIGNATURE	DATE
ISSUE :	1	DRAWN	IG	27/02/2017
		CHK'D	GE	28/02/2017
		APPV'D		

6-8 COLNE ROAD,
TWICKENHAM,
MIDDLESEX.
TW1 4JR

THE INFORMATION IS GIVEN AS AN INDICATION ONLY AND IS SUBJECT TO CHANGE WITHOUT NOTICE. IN THE CONTINUAL GOAL TO IMPROVE OUR PRODUCTS, WE RESERVE THE RIGHT TO MAKE ANY MODIFICATIONS NECESSARY WITHOUT PRIOR NOTICE.