
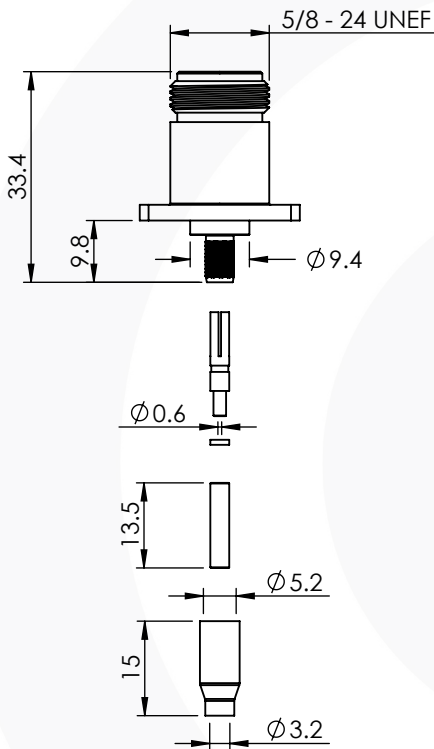


N TYPE 4 HOLE FLANGE (1" SQ) CRIMP/CRIMP JACK 25-278-B3-AE



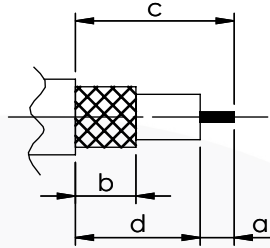
images for illustration purposes only



Suitable for Cables:

(AE) RD188, RD316

Stripping Dimensions



- a = 4.0 mm
- b = 8.0 mm
- c = 16.0 mm
- d = 12.0 mm

* CUT FOIL TO DIM. "b"

Assembly Procedure: AP036

Tooling

Centre Contact: Hex 1.72mm A/F Tool No: 336G

Crimp Sleeve: Hex 5.41mm A/F Tool No: 96-336A

Environmental Specification

Operating Temp: -55 to +155 Deg C.

IP Rating (Mated): IP 67

Electrical Specification

Impedance: 50 Ohm

Frequency: 0-6 GHz

Dielectric W/V: 1500 Veff

Insulation res: 5000 M-Ohm

Mechanical Specification

Contact Retention: 27 N min

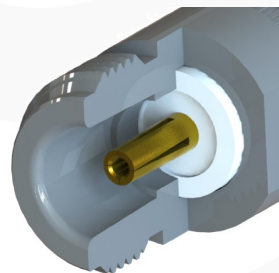
Cable Retention: 150 N min

Mating cycles: 500

Weight: 39.48 g

Connector Interface

image for illustration purposes only



| 7 | SLEEVE | PTFE | N/A |
|------|----------------|-----------------|---------|
| 6 | PUSHER SLEEVE | BRASS | NICKEL |
| 5 | CRIMP SLEEVE | BRASS | NICKEL |
| 4 | INNER FERRULE | BRASS | NICKEL |
| 3 | FEMALE CONTACT | PHOSPHOR BRONZE | GOLD |
| 2 | INSULATOR | PTFE | N/A |
| 1 | BODY | BRASS | NICKEL |
| ITEM | DESCRIPTION | MATERIAL | PLATING |

| | | | | | |
|--|--------------|--------|-------------------------------|-----------|------------|
| A4 | SHEET 1 OF 1 | | DIMENSIONS ARE IN MILLIMETRES | | |
| REVISION : | A00 | | NAME | SIGNATURE | DATE |
| DRAWN : | | | B.S. | | 01/11/2017 |
| ISSUE : | 1 | | CHK'D | I.G. | 28/02/2018 |
| 6-8 COLNE ROAD, TWICKENHAM, MIDDLESEX. TW1 4JR | | APPV'D | | | |
| <small>THE INFORMATION IS GIVEN AS AN INDICATION ONLY AND IS SUBJECT TO CHANGE WITHOUT NOTICE. IN THE CONTINUAL GOAL TO IMPROVE OUR PRODUCTS, WE RESERVE THE RIGHT TO MAKE ANY MODIFICATIONS NECESSARY WITHOUT PRIOR NOTICE.</small> | | | | | |

FLANGE DETAILS

