
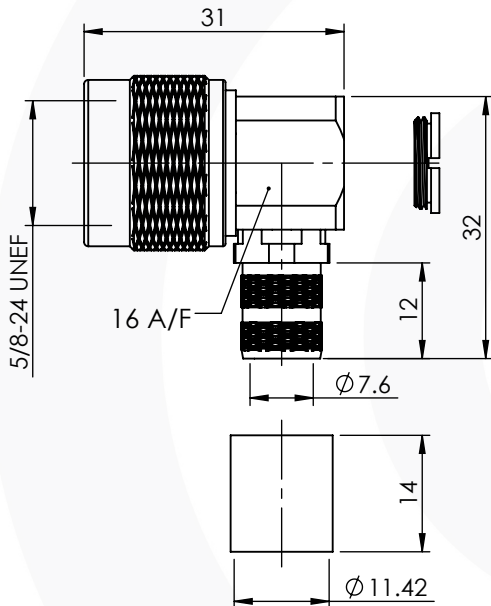


N TYPE RIGHT ANGLE SOLDER/CRIMP PLUG

25-105-B3-AN



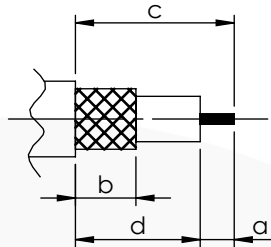
images for illustration purposes only



Suitable for Cables:

(AN) RG213, URM67, KX4

Stripping Dimensions



a = 4.5 mm
b = 10.0 mm
c = 23.0 mm
d = 18.5 mm

* CUT FOIL TO DIM. "d"

Assembly Procedure: AP017

Tooling

Centre Contact: Solder Tool No: Solder

Crimp Sleeve: Hex 10.9mm A/F Tool No: 336K

Alignment Tool: Not Applicable Extraction: Not Applicable

Environmental Specification

Operating Temp: -55 to +155 Deg C.

IP Rating (Mated): IP 67

Electrical Specification

Impedance: 50 Ohm

Frequency: 0-2 GHz

Dielectric W/V: 1500 Veff

Insulation res: 5000 M-Ohm

Mechanical Specification

Contact Retention: 27 N min


Cable Retention: 150 N min

Mating cycles: 500

Weight: 51.88 g

Connector Interface

image for illustration purposes only



9	CRIMP SLEEVE	BRASS	NICKEL
8	REAR BODY	BRASS	NICKEL
7	COUPLING NUT	BRASS	NICKEL
6	RETAINING RING	BRASS	NICKEL
5	GASKET	SILICONE	N/A
4	SCREW	BRASS	NICKEL
3	CONTACT	BRASS	GOLD
2	INSULATOR	PTFE	N/A
1	BODY	BRASS	NICKEL
ITEM	DESCRIPTION	MATERIAL	PLATING

A4	SHEET 1 OF 1	DIMENSIONS ARE IN MILLIMETRES		
REVISION :	B00	NAME	SIGNATURE	DATE
ISSUE :	1	DRAWN	BS	28/11/2017
		CHK'D	I.G.	13/02/2018
		APPV'D		
6-8 COLNE ROAD, TWICKENHAM, MIDDLESEX. TW1 4JR				
THE INFORMATION IS GIVEN AS AN INDICATION ONLY AND IS SUBJECT TO CHANGE WITHOUT NOTICE. IN THE CONTINUAL GOAL TO IMPROVE OUR PRODUCTS, WE RESERVE THE RIGHT TO MAKE ANY MODIFICATIONS NECESSARY WITHOUT PRIOR NOTICE.				