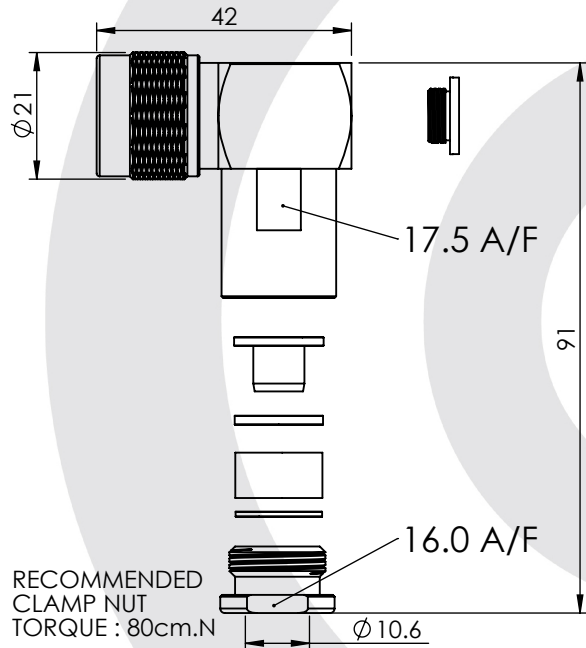


## N TYPE RIGHT-ANGLE SOLDER / TOP HAT CLAMP PLUG 25-101-B3-DE



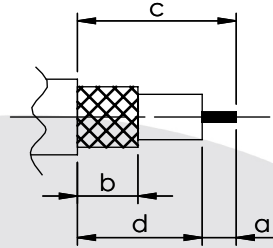
images for illustration purposes only



### Suitable for Cables:

(DE) LMR400, TZC50032, Belden 9913, RG8

### Stripping Dimensions



- a = 3.0 mm
- b = 7.0 mm
- c = 20 mm
- d = 17.0 mm

\* CUT FOIL TO DIM. "b"

### Assembly Procedure: AP015

### Tooling

- Centre Contact: Solder Tool No: Solder
- Crimp Sleeve: Not Applicable Tool No: Not Applicable

### Environmental Specification


- Operating Temp: -55 to +155 Deg C.
- IP Rating (Mated): IP 65

### Electrical Specification Mechanical Specification

- Impedance: 50 Ohm Contact Retention: 10 N min
- Frequency: 0-3 GHz Cable Retention: 220 N min
- Dielectric W/V: 1500 Veff Mating cycles: 250
- Insulation res: 5000 M-Ohm Weight: 117.23 g

### Connector Interface

image for illustration purposes only



7	WASHERS	BRASS	NICKEL
6	CAP	BRASS	NICKEL
5	GASKETS	SILICONE	N/A
4	NUT	BRASS	NICKEL
3	INSULATOR	PTFE	N/A
2	CENTRE CONTACT	BRASS	GOLD
1	BODY	BRASS	NICKEL
ITEM	DESCRIPTION	MATERIAL	PLATING

<b>A4</b>	SHEET 1 OF 1	DIMENSIONS ARE IN MILLIMETRES				
REVISION :	A00		NAME	SIGNATURE	DATE	
DRAWN	IG				05/06/2013	
ISSUE :	1		CHK'D	GE		06/06/2013
			APPV'D			
<p>6-8 COLNE ROAD, TWICKENHAM, MIDDLESEX. TW1 4JR</p> <p>THE INFORMATION IS GIVEN AS AN INDICATION ONLY AND IS SUBJECT TO CHANGE WITHOUT NOTICE. IN THE CONTINUAL GOAL TO IMPROVE OUR PRODUCTS, WE RESERVE THE RIGHT TO MAKE ANY MODIFICATIONS NECESSARY WITHOUT PRIOR NOTICE.</p>						