
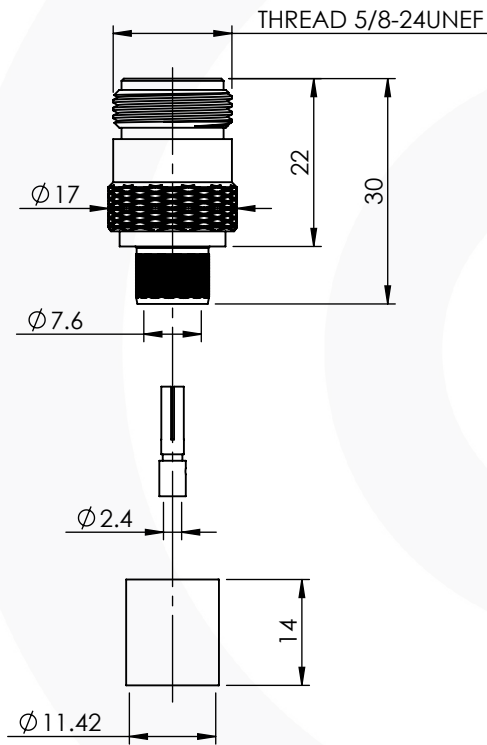


N TYPE STRAIGHT CRIMP/CRIMP JACK

25-054-B3-AN



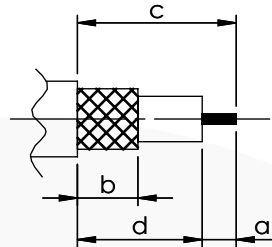
images for illustration purposes only



Suitable for Cables:

(AN) RG213, URM67, KX4

Stripping Dimensions



a = 4.0 mm
b = 8.0 mm
c = 16.0 mm
d = 12.0 mm

* CUT FOIL TO DIM. "b"

Assembly Procedure: AP004

Tooling

Centre Contact: Hex 3.25mm A/F Tool No: 336K

Crimp Sleeve: Hex 10.9mm A/F Tool No: 336K

Environmental Specification

Operating Temp: -55 to +155 Deg C.

IP Rating (Mated): IP 67

Electrical Specification

Impedance: 50 Ohm

Frequency: 0-11 GHz

Dielectric W/V: 1500 Veff

Insulation res: 5000 M-Ohm

Mechanical Specification

Contact Retention: 27 N min

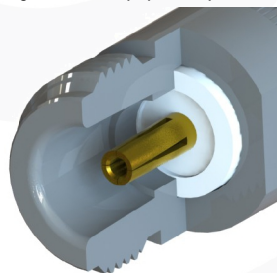
Cable Retention: 150 N min

Mating cycles: 500

Weight: 32.10 g

Connector Interface

image for illustration purposes only



5	REAR BODY	BRASS	NICKEL
4	CRIMP SLEEVE	BRASS	NICKEL
3	INSULATOR	PTFE	N/A
2	CENTRE CONTACT	PHOSPHOR BRONZE	GOLD
1	BODY	BRASS	NICKEL
ITEM	DESCRIPTION	MATERIAL	PLATING

A4	SHEET 1 OF 1	DIMENSIONS ARE IN MILLIMETRES				
REVISION :	B00		NAME	SIGNATURE	DATE	
ISSUE :	1		DRAWN	BS		11/10/2017
			CHK'D	I.G.		20/10/2017
			APPV'D			
<p>6-8 COLNE ROAD, TWICKENHAM, MIDDLESEX. TW1 4JR</p> <p>THE INFORMATION IS GIVEN AS AN INDICATION ONLY AND IS SUBJECT TO CHANGE WITHOUT NOTICE. IN THE CONTINUAL GOAL TO IMPROVE OUR PRODUCTS, WE RESERVE THE RIGHT TO MAKE ANY MODIFICATIONS NECESSARY WITHOUT PRIOR NOTICE.</p>						