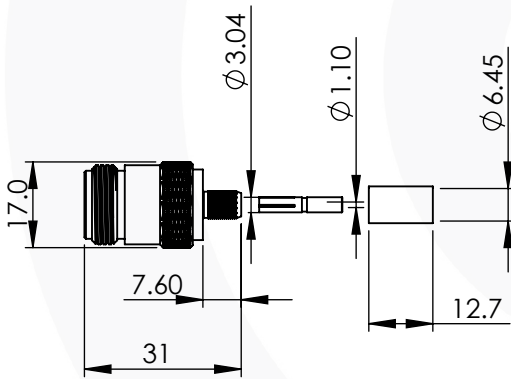


N TYPE STRAIGHT CRIMP / CRIMP JACK 25-054-B3-AK



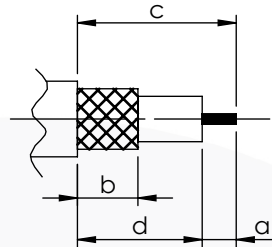
images for illustration purposes only



Suitable for Cables:

RG223

Stripping Dimensions



- a = 4.0 mm
- b = 8.0 mm
- c = 16.0 mm
- d = 12.0 mm

Assembly Procedure:

Tooling

Centre Contact: Hex 2.54mm A/F Tool No: 336G

Crimp Sleeve: Hex 6.50mm A/F Tool No: 336G

Alignment Tool:

Extraction:

Environmental Specification

Operating Temp: -55 to +155 Deg C.

IP Rating (Mated): IP64

Electrical Specification

Impedance: 50 Ohm

Frequency: 0-11 GHz

Dielectric W/V: 1500 Veff

Insulation res: 5000 M-Ohm

Mechanical Specification

Contact Retention: 10 N min


Cable Retention: 150 N min

Mating cycles: 250

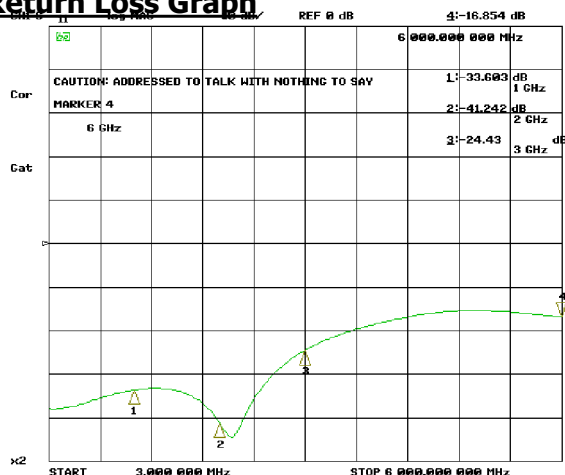
Weight: 30.11 g

Connector Interface

image for illustration purposes only



Return Loss Graph



| 4 | CRIMP SLEEVE | BRASS | NICKEL |
|--|----------------|-------------------------------|-----------|
| 3 | CENTRE CONTACT | PHOS. BRONZE | GOLD |
| 2 | BODY | BRASS | NICKEL |
| 1 | INSULATOR | PTFE | N/A |
| ITEM | DESCRIPTION | MATERIAL | PLATING |
| A4 | SHEET 1 OF 1 | DIMENSIONS ARE IN MILLIMETRES | |
| REVISION : | B00 | NAME | SIGNATURE |
| ISSUE : | 1 | DATE | |
| | | DRAWN | IG |
| | | CHK'D | GE |
| | | APP'V'D | |
| <p>6-8 COLNE ROAD, TWICKENHAM, MIDDLESEX. TW1 4JR</p> <p>THE INFORMATION IS GIVEN AS AN INDICATION ONLY AND IS SUBJECT TO CHANGE WITHOUT NOTICE. IN THE CONTINUAL GOAL TO IMPROVE OUR PRODUCTS, WE RESERVE THE RIGHT TO MAKE ANY MODIFICATIONS NECESSARY WITHOUT PRIOR NOTICE.</p> | | | |