
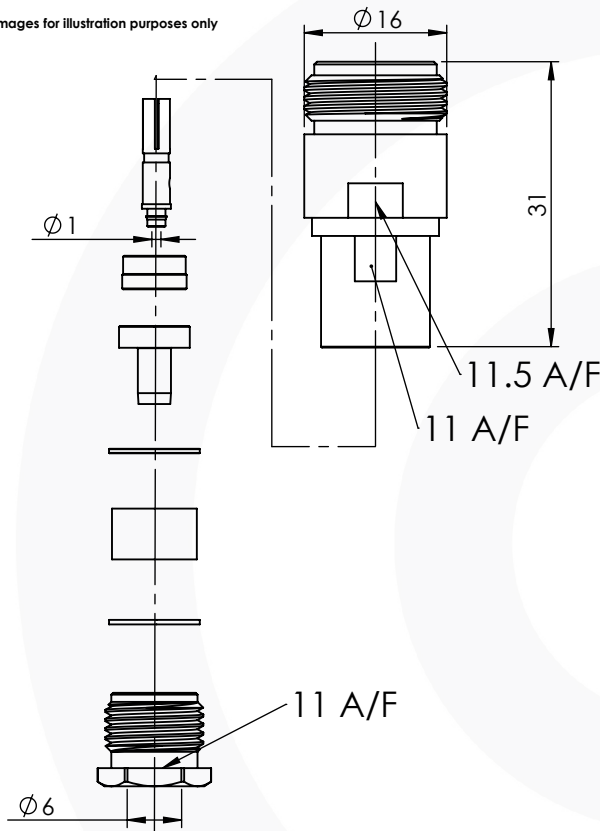


N SOLDER / CLAMP JACK

25-050-B3-AH



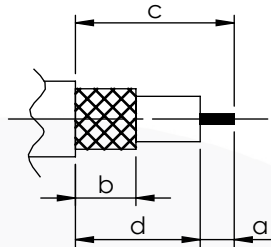
images for illustration purposes only



Suitable for Cables:

(AH) RG58, RG141, LMR195, URM43, URM76, WBC195, PSF 1/6, KX15, KX23

Stripping Dimensions



- a = 6.0 mm
- b = 5.0 mm
- c = 11.0 mm
- d = 5.0 mm

* CUT FOIL TO DIM. "b"

Assembly Procedure: AP010

Tooling

- Centre Contact: Solder Tool No: Not Applicable
- Crimp Sleeve: Not Applicable Tool No: Not Applicable
- Alignment Tool: Not Applicable Extraction: Not Applicable

Environmental Specification

Operating Temp: -55 to +155 Deg C.
IP Rating (Mated): IP 65

Electrical Specification

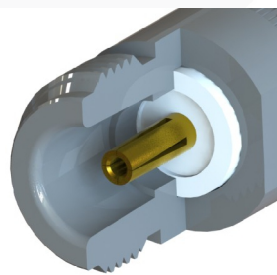
Impedance: 50 Ohm
Frequency: 0-4 GHz
Dielectric W/V: 1500 Veff
Insulation res: 5000 M-Ohm

Mechanical Specification

Contact Retention: 27 N min
Cable Retention: 150 N min
Mating cycles: 250
Weight: 32.75 g

Connector Interface

image for illustration purposes only



7	WASHERS	BRASS	NICKEL
6	TOP HAT	BRASS	NICKEL
5	CLAMP BUSH	SILICONE	N/A
4	NUT	BRASS	NICKEL
3	INSULATOR	PTFE	N/A
2	CENTRE CONTACT	PHOSPHOR BRONZE	GOLD
1	BODIES	BRASS	NICKEL
ITEM	DESCRIPTION	MATERIAL	PLATING

A4	SHEET 1 OF 1	DIMENSIONS ARE IN MILLIMETRES		
REVISION :	B00	NAME	SIGNATURE	DATE
ISSUE :	1	DRAWN	I.G.	25/07/2017
		CHK'D	G.E.	26/07/2017
		APPV'D		
<p>6-8 COLNE ROAD, TWICKENHAM, MIDDLESEX. TW1 4JR</p> <p>THE INFORMATION IS GIVEN AS AN INDICATION ONLY AND IS SUBJECT TO CHANGE WITHOUT NOTICE. IN THE CONTINUAL GOAL TO IMPROVE OUR PRODUCTS, WE RESERVE THE RIGHT TO MAKE ANY MODIFICATIONS NECESSARY WITHOUT PRIOR NOTICE.</p>				