
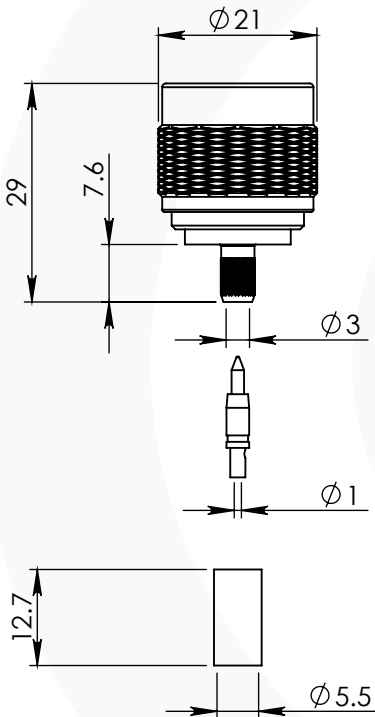


N TYPE STRAIGHT CRIMP/CRIMP PLUG 25-005-B3-AH



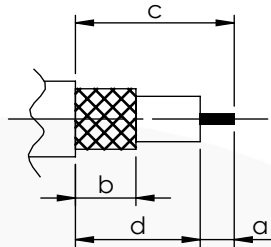
images for illustration purposes only



Suitable for Cables:

(AH) RG58, RG141, LMR195, URM43, URM76, WBC195, PSF 1/6, KX15, KX23

Stripping Dimensions



- a = 4.0 mm
- b = 8.0 mm
- c = 16.0 mm
- d = 12.0 mm

Assembly Procedure: AP001

Tooling

Centre Contact: Hex 1.72mm A/F Tool No: 336A

Crimp Sleeve: Hex 5.41mm A/F Tool No: 336A

Environmental Specification

Operating Temp: -55 to +155 Deg C.

IP Rating (Mated): IP 65

Electrical Specification

Impedance: 50 Ohm
Frequency: 0-11 GHz
Dielectric W/V: 1500 Veff
Insulation res: 5000 M-Ohm

Mechanical Specification

Contact Retention: 27 N min
Cable Retention: 150 N min
Mating cycles: 250
Weight: 36.12 g

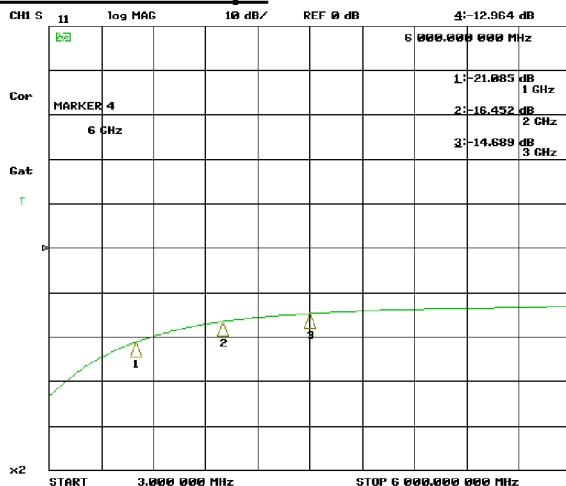
Connector Interface

image for illustration purposes only



- 21.0 dB @ 1.0 GHz
- 16.5 dB @ 2.0 GHz
- 14.7 dB @ 3.0 GHz
- 13.0 dB @ 6.0 GHz

Return Loss Graph



ITEM	DESCRIPTION	MATERIAL	PLATING
8	CRIMP SLEEVE	BRASS	NICKEL
7	REAR BODY	BRASS	NICKEL
6	CENTRE CONTACT	BRASS	GOLD
5	BODY	BRASS	NICKEL
4	INNER RETAINING RING	Ph Br	NICKEL
3	GASKET	SILICONE	N/A
2	INSULATOR	PTFE	N/A
1	COUPLING NUT	BRASS	NICKEL

A4	SHEET 1 OF 1	DIMENSIONS ARE IN MILLIMETRES		
REVISION :	C00	NAME	SIGNATURE	DATE
ISSUE :	1	DRAWN	GE	17/05/2012
		CHK'D	IG	17/05/2012
		APPV'D		
6-8 COLNE ROAD, TWICKENHAM, MIDDLESEX. TW1 4JR				
THE INFORMATION IS GIVEN AS AN INDICATION ONLY AND IS SUBJECT TO CHANGE WITHOUT NOTICE. IN THE CONTINUAL GOAL TO IMPROVE OUR PRODUCTS, WE RESERVE THE RIGHT TO MAKE ANY MODIFICATIONS NECESSARY WITHOUT PRIOR NOTICE.				