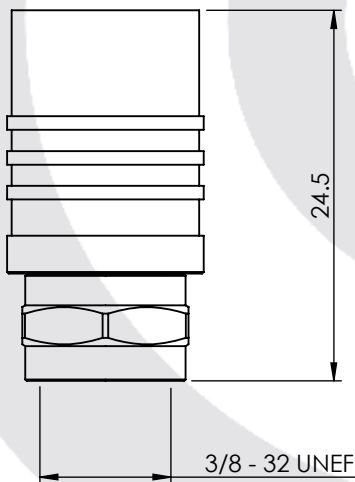
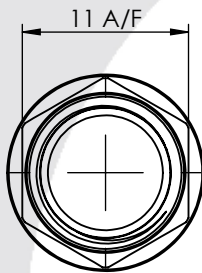


F CRIMP PLUG 15-015-Z0-CE



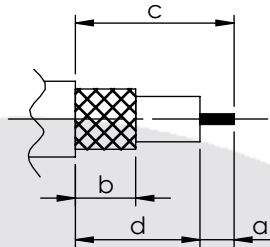
images for illustration purposes only



Suitable for Cables:

(CE) CT167

Stripping Dimensions



a = 5.5 mm
b = 11.5 mm
c = 17.0 mm
d = 11.5 mm

Assembly Procedure: AP009

Tooling

Centre Contact: Not Applicable Tool No: Not Applicable

Crimp Sleeve: HEX 11.40mm A/F Tool No: 96-106G

Alignment Tool: Not Applicable Extraction: Not Applicable

Environmental Specification

Operating Temp: -30 to +70 Deg C.

IP Rating (Mated): NONE

Electrical Specification Mechanical Specification

Impedance: 75 Ohm

Contact Retention: Not Applicable

Frequency: 0 - 2 GHz

Cable Retention: 60 N min

Dielectric W/V: CABLE DEPENDENT


Mating cycles: 50

Insulation res: CABLE DEPENDENT

Weight: 6.71 g

Connector Interface

image for illustration purposes only



3	BODY	BRASS	NICKEL
2	COUPLING NUT	BRASS	NICKEL
1	CRIMP BODY	BRASS	NICKEL
ITEM	DESCRIPTION	MATERIAL	PLATING

A4	SHEET 1 OF 1	DIMENSIONS ARE IN MILLIMETRES		
REVISION :	A00	NAME	SIGNATURE	DATE
ISSUE :	2	DRAWN	GE	24/01/2010
		CHK'D	DM	25/01/2010
		APP'V'D		
6-8 COLNE ROAD, TWICKENHAM, MIDDLESEX. TW1 4JR				
THE INFORMATION IS GIVEN AS AN INDICATION ONLY AND IS SUBJECT TO CHANGE WITHOUT NOTICE. IN THE CONTINUAL GOAL TO IMPROVE OUR PRODUCTS, WE RESERVE THE RIGHT TO MAKE ANY MODIFICATIONS NECESSARY WITHOUT PRIOR NOTICE.				