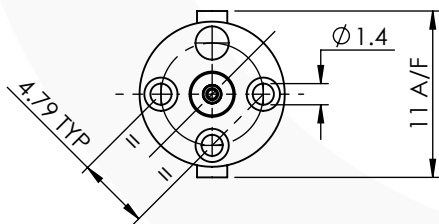
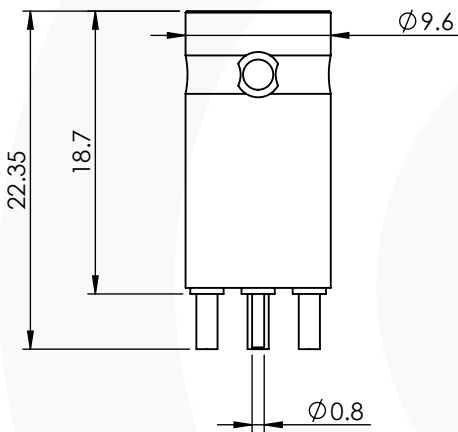


## BNC STRAIGHT PCB 75 OHM JACK (3 LEGS) 18.7

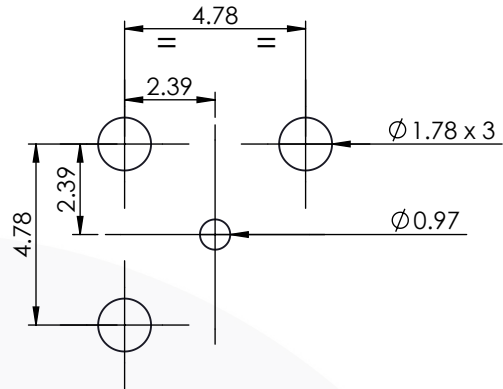
### 10-486-1-B36



images for illustration purposes only



### Recommended PCB layout:



**Assembly Procedure:** Not Applicable

### Tooling

Centre Contact: Solder

Tool No: Solder

Crimp Sleeve: Not Applicable

Tool No: Not Applicable

### Environmental Specification

Operating Temp: -55 to +155 Deg C.

IP Rating (Mated): IP 64

### Electrical Specification

Impedance: 75 Ohm

Frequency: 0 - 4.5 GHz

Dielectric W/V: 1500 Veff

Insulation res: 5000 M-Ohm

### Mechanical Specification

Contact Retention: 10 N min


Cable Retention: Not Applicable

Mating cycles: 500

Weight: 5.16 g

### Connector Interface

image for illustration purposes only



3	INSULATOR	PTFE	N/A
2	CENTRE CONTACT	PHOS. BRONZE	GOLD
1	BODY	BRASS	NICKEL
ITEM	DESCRIPTION	MATERIAL	PLATING

<b>A4</b>	SHEET 1 OF 1	DIMENSIONS ARE IN MILLIMETRES		
REVISION :	A00	NAME	SIGNATURE	DATE
ISSUE :	1	DRAWN	S.O'D.	30/03/2016
		CHK'D	G.E.	30/03/2016
		APPV'D		
6-8 COLNE ROAD, TWICKENHAM, MIDDLESEX. TW1 4JR THE INFORMATION IS GIVEN AS AN INDICATION ONLY AND IS SUBJECT TO CHANGE WITHOUT NOTICE. IN THE CONTINUAL GOAL TO IMPROVE OUR PRODUCTS, WE RESERVE THE RIGHT TO MAKE ANY MODIFICATIONS NECESSARY WITHOUT PRIOR NOTICE.				