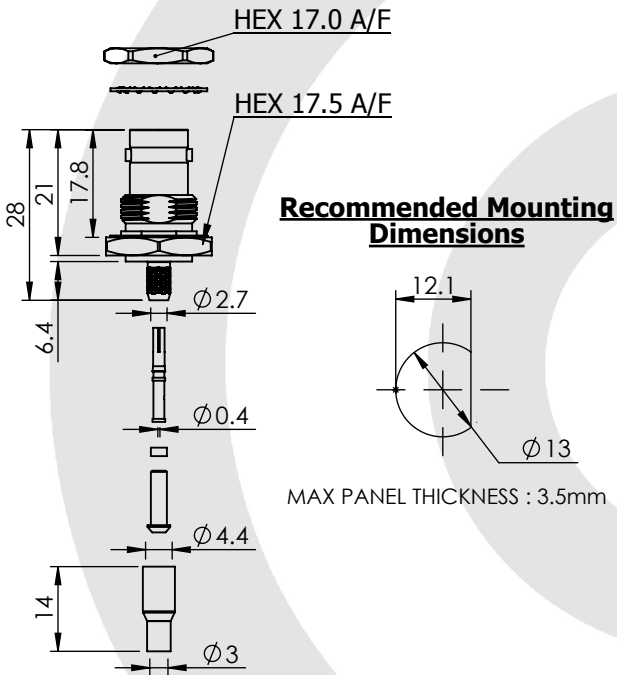


BNC STRAIGHT BULKHEAD CRIMP/CRIMP JACK

10-282-B36-BG



images for illustration purposes only

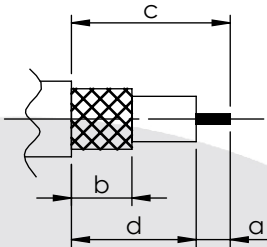


Recommended Mounting Dimensions

Suitable for Cables:

(BG) RA8000

Stripping Dimensions



- a = 4.0 mm
- b = 8.0 mm
- c = 16.0 mm
- d = 12.0 mm

Assembly Procedure: AP011

Tooling

- Centre Contact: Hex 1.46mm A/F Tool No: VC Die Set
- Crimp Sleeve: Hex 4.52mm A/F Tool No: VC Die Set
- Alignment Tool: Not Applicable Extraction: Not Applicable

Environmental Specification

- Operating Temp: -55 to +155 Deg C.
- IP Rating (Mated): IP 64

Electrical Specification


- Impedance: 75 Ohm
- Frequency: 0-1.5 GHz
- Dielectric W/V: 1500 Veff
- Insulation res: 4000 M-Ohm

Mechanical Specification

- Contact Retention: 27 N min
- Cable Retention: 60 N min
- Mating cycles: 500
- Weight: 19.50 g

Connector Interface

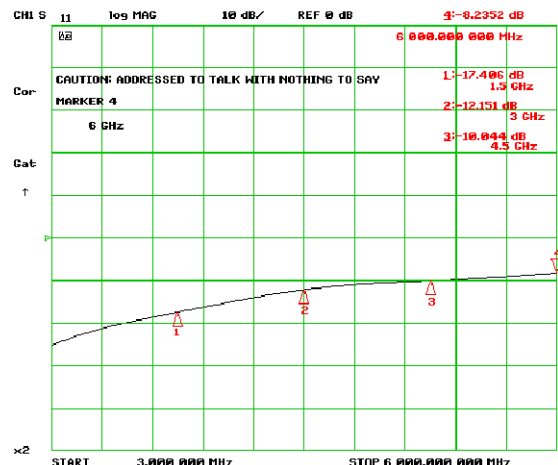
image for illustration purposes only



Performance

- 17.41 dB @ 1.5 GHz
- 12.15 dB @ 3.0 GHz
- 10.04 dB @ 4.5 GHz
- 8.24 dB @ 6.0 GHz

Return Loss Graph



8	SPACER	PTFE	N/A
7	WASHERS	SK5	NICKEL
6	PUSHER SLEEVE	BRASS	NICKEL
5	GASKET	SILICONE	N/A
4	CRIMP SLEEVE	BRASS	NICKEL
3	INSULATOR	PTFE	N/A
2	CENTRE CONTACT	PHOSPHOR BRONZE	GOLD
1	BODY	BRASS	NICKEL
ITEM	DESCRIPTION	MATERIAL	PLATING

A4	SHEET 1 OF 1	DIMENSIONS ARE IN MILLIMETRES		
REVISION :	A01	NAME	SIGNATURE	DATE
ISSUE :	1	DRAWN	GE	02/07/2014
		CHK'D	PS	02/07/2014
		APP'V'D		
6-8 COLNE ROAD, TWICKENHAM, MIDDLESEX, TW1 4JR				
<small>THE INFORMATION IS GIVEN AS AN INDICATION ONLY AND IS SUBJECT TO CHANGE WITHOUT NOTICE. IN THE CONTINUAL GOAL TO IMPROVE OUR PRODUCTS, WE RESERVE THE RIGHT TO MAKE ANY MODIFICATIONS NECESSARY WITHOUT PRIOR NOTICE.</small>				