


BNC BULKHEAD CRIMP / CRIMP JACK

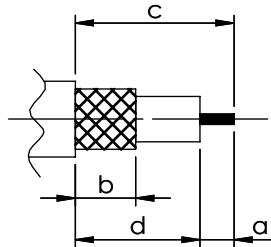
10-256-A0-AB



Suitable for Cables:

(AB) RG179, RG187, Belden 179DT

Stripping Dimensions



a = 4.0 mm
b = 10.0 mm
c = 18.0 mm
d = 14.0 mm

Assembly Procedure: AP002

Tooling

Centre Contact: Hex 1.72mm A/F Tool No: 336A

Crimp Sleeve: Hex 5.41mm A/F Tool No: 336A

Environmental Specification

Operating Temp: -30 to +70 Deg C.

IP Rating (Mated): IP64

Electrical Specification

Impedance: 75 Ohm

Frequency: 0-1 GHz

Dielectric W/V: 1500 Veff

Insulation res: 4000 M-Ohm

Mechanical Specification

Contact Retention: 27 N min


Cable Retention: 100 N min

Mating cycles: 250

Weight: 17.92 g

Connector Interface

image for illustration purposes only

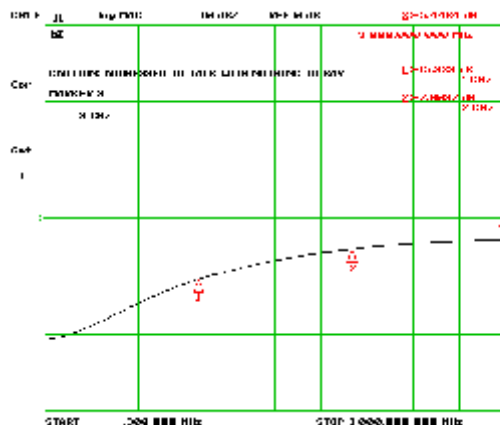


-15.8 dB @ 1.0 GHz

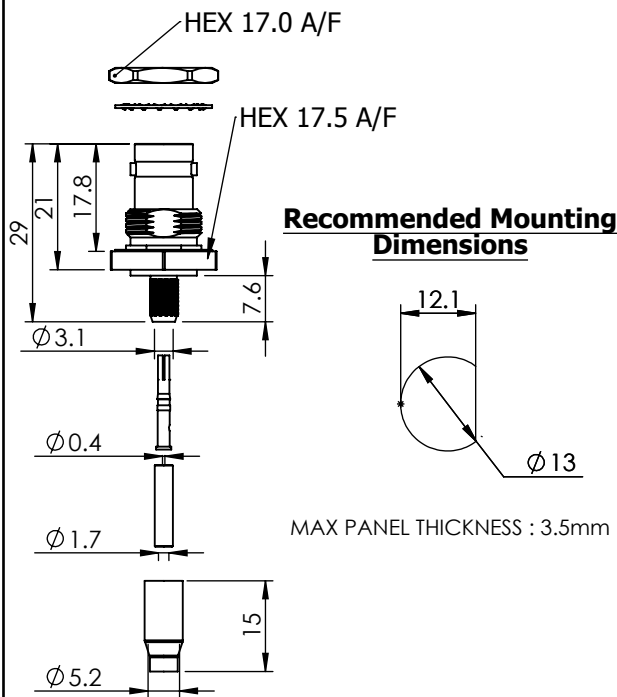
-7.9 dB @ 2.0 GHz

-5.4 dB @ 3.0 GHz

Return Loss Graph



images for illustration purposes only



Recommended Mounting Dimensions

7	WASHERS	SK5	NICKEL
6	PUSHER SLEEVE	DELRIN	N/A
5	GASKET	SILICONE	N/A
4	CRIMP SLEEVE	BRASS	NICKEL
3	INSULATOR	DELRIN	N/A
2	CENTRE CONTACT	PHOS. BRONZE	GOLD
1	BODY	BRASS	NICKEL
ITEM	DESCRIPTION	MATERIAL	PLATING

A4	SHEET 1 OF 1		DIMENSIONS ARE IN MILLIMETRES		
REVISION :	A00	DRAWN	IG	28/06/2011	
ISSUE :	3	CHK'D	GE	28/06/2011	
6-8 COLNE ROAD, TWICKENHAM, MIDDLESEX. TW1 4JR		APPV'D			
THE INFORMATION IS GIVEN AS AN INDICATION ONLY AND IS SUBJECT TO CHANGE WITHOUT NOTICE. IN THE CONTINUAL GOAL TO IMPROVE OUR PRODUCTS, WE RESERVE THE RIGHT TO MAKE ANY MODIFICATIONS NECESSARY WITHOUT PRIOR NOTICE.					